



## 2011 USA Women's Pan American Games Team

### • Training Schedule •

<u>Date</u>	<u>Time</u>	<u>Event</u>	<u>Location</u>
Oct. 15	6 p.m.	Practice	Toyota Center
Oct. 16	10 a.m.	Practice	Toyota Center
	6 p.m.	Practice	Rice University, Fox gym
Oct. 17	10 a.m.	Practice	Rice University, Fox gym
	6 p.m.	Practice	Rice University, Fox gym
Oct. 18	10 a.m.	Practice	Toyota Center
	<i>*Depart for Guadalajara.</i>		
Oct. 19	TBD	Practice	Guadalajara, Mexico
Oct. 20	TBD	Practice	Guadalajara, Mexico

#### Notes:

- Times listed are Central Daylight Time, which is -1 hour from EDT.

## 2011 USA Women's Pan American Games Team

### • USA Staff •

#### Coaches

Head Coach: Ceal Barry  
Assistant coach: Jennifer Gillom  
Assistant coach: Debbie Ryan

#### Medical Staff

Athletic Trainer: Ed Ryan, Colorado Springs, Colo.  
Team Physician: Steve Foley, NBDL Sioux Falls  
Skyforce

#### USA Basketball Staff

Carol Callan, Women's National Team Director  
Jamie Carey, Asst. Women's National Team Director  
Ellis Dawson, Asst. Dir., National Team Operations  
Jenny Maag, Manager, Communications

## USA Basketball Media Policy

Athletes and coaches will be available for interviews following each session during training, unless otherwise noted. In accordance with FIBA and USA Basketball policy, all USA locker rooms are closed to the media and all interviews with U.S. team members will be conducted after games in the designated area.

All requests for media credentials to attend training camp or for coach and player interviews should be made in advance to Jenny Maag (jmaag@usabasketball.com), or another member of the USA Basketball communications department (719-590-4800).

USA Basketball emails out game stories, releases and advisories to members of the media. If you would like to be added to the USA Basketball Men's World University Games Team release list, please contact jmaag@usabasketball.com.

USA Basketball posts features, Q&As, photo galleries and other interesting news items online and through our social networks.

## Follow USA Basketball On ...



[twitter.com/usabasketball](https://twitter.com/usabasketball)



[facebook.com/pages/USA-Basketball/45502457105](https://facebook.com/pages/USA-Basketball/45502457105)



[youtube.com/therealusbasketball](https://youtube.com/therealusbasketball)

# Table of Contents

## Information

USA Training Schedule . . . . .	IFC
USA Basketball Media Policy . . . . .	IFC
Staff . . . . .	IFC
USA Rosters - Alpha & Numeric . . . . .	2
USA Team Notes . . . . .	3
2011 Pan American Games Schedule . . . . .	4
FIBA, NBA & NCAA Rule Differences . . . . .	5
USA Basketball in 2011 . . . . .	13
USA Media Roster . . . . .	IBC

## USA Coaching Staff

USA Head Coach: Ceal Barry . . . . .	6
USA Assistant Coach: Jennifer Gillom . . . . .	8
USA Assistant Coach: Debbie Ryan . . . . .	10

## USA Player Profiles

Shante Evans . . . . .	14
Christine Flores . . . . .	15
Tavelyn James . . . . .	16
Emilie Johnson . . . . .	17
Marissa Kastanek . . . . .	18
Kevi Luper . . . . .	19
Valencia McFarland . . . . .	20
Katelan Redmon . . . . .	21
Kayla Standish . . . . .	22
Breanna Stewart . . . . .	23
April Sykes . . . . .	24
Avery Warley . . . . .	25

## USA Pan American Games History

2007 Recap, Roster, Results, Statistics . . . . .	28-29
2003 Recap, Roster, Results, Statistics . . . . .	30-31
1999 Recap, Roster, Results, Statistics . . . . .	32-33
1995 Recap, Roster, Results, Statistics . . . . .	34-35
1991 Recap, Roster, Results, Statistics . . . . .	36-37
1987 Recap, Roster, Results, Statistics . . . . .	38-39
1983 Recap, Roster, Results, Statistics . . . . .	40-41
1979 Recap, Roster, Results, Statistics . . . . .	42-43
1975 Recap, Roster, Results, Statistics . . . . .	44-45
1971 Recap, Roster, Results, Statistics . . . . .	46-47
1967 Recap, Roster, Results, Statistics . . . . .	48-49
1963 Recap, Roster, Results, Statistics . . . . .	50-51
1959 Recap, Roster, Results, Statistics . . . . .	52-53
1955 Recap, Roster, Results, Statistics . . . . .	54-55
Summary of Finishes . . . . .	56
USA All-Time Coaching Staff . . . . .	57
USA All-Time Results . . . . .	58
USA All-Time USA Alphabetical Roster . . . . .	59-60
USA All-Time USA Roster by Affiliation . . . . .	61-62
USA Pan American Games Records . . . . .	63-65

## USA Basketball Information

USA Basketball Board of Directors & Staff . . . . .	66
USA Basketball Committees . . . . .	67
USA Basketball Today . . . . .	68-69



*USA Basketball Photos*

**Above:** USA head coach Dawn Staley (Temple) and assistant coaches Kathy Delaney-Smith (Harvard) and Bill Gibbons (Holy Cross) led the USA to a 5-0 record and gold medal in the 2007 Pan American Games in Rio de Janeiro, Brazil.

**Right:** Stanford University All-American Candice Wiggins (Minnesota Lynx/San Diego, Calif.), who was part of four separate USA Basketball teams in 2007 and helped those teams to three gold medals and a flawless 23-0 record, was named USA Basketball's 2007 Female Athlete of the Year. In the 2007 Pan American Games, Wiggins started in all five win's for Staley's squad and averaged 6.0 points, 1.2 rebounds and a team high (tied) 2.0 assists per game.



*Nathaniel S. Butler/NBAE/Getty Images*

# 2011 USA Women's Pan American Games Roster

## • Alphabetical •

NO	NAME	POS	HGT	WGT	DOB	YOG	SCHOOL	HOMETOWN
14	Shante Evans	F	6-0	235	07/08/91	2013	Hofstra	West Chester, PA
7	Christine Flores	F	6-3	---	07/27/90	2012	Missouri	San Antonio, TX
4	Tavelyn James	G	5-7	142	02/02/90	2012	Eastern Michigan	Detroit, MI
6	Emilie Johnson	G	5-6	---	03/19/90	2012	UC Santa Barbara	Loomis, CA
10	Marissa Kastanek	G	5-9	155	05/31/90	2013	NC State	Lincoln, NE
9	Kevi Luper	G	5-10	---	07/06/90	2013	Oral Roberts	Adair, OK
5	Valencia McFarland	G	5-4	118	10/21/91	2014	Mississippi	Edwards, MS
12	Katelan Redmon	G/F	6-1	155	10/11/88	2012	Gonzaga	Spokane, WA
13	Kayla Standish	F	6-2	165	11/19/89	2012	Gonzaga	Ellensburg, WA
8	Breanna Stewart	F/C	6-7	185	08/27/94	2012	Cicero N. Syracuse H.S./*Connecticut	North Syracuse, NY
11	April Sykes	G/F	6-1	187	07/30/90	2012	Rutgers	Starkville, MS
15	Avery Warley	C	6-3	210	05/17/87	2012	Liberty	Washington, DC

**Head Coach:** Ceal Barry, University of Colorado

**Assistant Coach:** Debbie Ryan

**Team Physician:** Steve Foley, NBDL Sioux Falls Skyforce

**Assistant Coach:** Jennifer Gillom

**Athletic Trainer:** Ed Ryan, Colorado Springs, Colo.

*\*Indicates school where player has verbally committed to attend in 2012-13.*

## • Numerical •

NO.	NAME	POS	HGT	WGT	DOB	YOG	SCHOOL	HOMETOWN
14	Shante Evans	F	6-0	235	07/08/91	2013	Hofstra	West Chester, PA
7	Christine Flores	F	6-3	---	07/27/90	2012	Missouri	San Antonio, TX
4	Tavelyn James	G	5-7	142	02/02/90	2012	Eastern Michigan	Detroit, MI
6	Emilie Johnson	G	5-6	---	03/19/90	2012	UC Santa Barbara	Loomis, CA
10	Marissa Kastanek	G	5-9	155	05/31/90	2013	NC State	Lincoln, NE
9	Kevi Luper	G	5-10	---	07/06/90	2013	Oral Roberts	Adair, OK
5	Valencia McFarland	G	5-4	118	10/21/91	2014	Mississippi	Edwards, MS
12	Katelan Redmon	G/F	6-1	155	10/11/88	2012	Gonzaga	Spokane, WA
13	Kayla Standish	F	6-2	165	11/19/89	2012	Gonzaga	Ellensburg, WA
8	Breanna Stewart	F/C	6-7	185	08/27/94	2012	Cicero N. Syracuse H.S./*Connecticut	North Syracuse, NY
11	April Sykes	G/F	6-1	187	07/30/90	2012	Rutgers	Starkville, MS
15	Avery Warley	C	6-3	210	05/17/87	2012	Liberty	Washington, DC

### • Metric •

NAME	CMS	KGS
Shante Evans	183	106.6
Christine Flores	191	---
Tavelyn James	170	64.4
Emilie Johnson	168	---
Marissa Kastanek	175	70.3
Kevi Luper	178	---
Valencia McFarland	163	53.5
Katelan Redmon	185	70.3
Kayla Standish	188	74.8
Breanna Stewart	201	83.9
April Sykes	185	85.3
Avery Warley	191	95.3

### • Practice Jerseys •

NAME	NO.
Shante Evans	16
Christine Flores	18
Tavelyn James	38
Emilie Johnson	21
Marissa Kastanek	23
Kevi Luper	31
Valencia McFarland	37
Katelan Redmon	26
Kayla Standish	22
Breanna Stewart	33
April Sykes	32
Avery Warley	25

# USA Team Notes

## How they got here

The player selections were made by the USA Basketball Women's National Team Player Selection Committee.

A letter of inquiry was sent out to college coaches requesting players for the 2011 Pan American Games because the 2011 competition happens to coincide with the start of practices for the 2011-12 NCAA basketball season. Available players were nominated by their coaches, and the committee was tasked with selecting the 12-member team.

## About the Pan American Games

The Pan American Games are a multi-sport competition held every four years in the year preceding the Olympics (2011, 2015, etc.). Organized by the Pan American Sports Organization (PASO), the Games are open to men and women representing countries from North, South and Central America and the Caribbean.

## USA Women's History

Overall, the USA women in Pan American Games competitions have won seven of 14 gold medals, as well as four silver and two bronze medals, compiling a 72-12 overall record.

In 2011, the USA will look to defend the USA's 2007 gold medal at the Pan American Games women's basketball competition Oct. 21-25 in Guadalajara, Mexico.

Former players of note that have competed in the Pan American Games include: Jennifer Azzi (1991); Cynthia Cooper (1987); Anne Donovan (1983 and 1987); Teresa Edwards (1987 and 1991); Pat Head Summitt (1975); Nancy Lieberman (1975 and 1979); Katrina McClain (1987 and 1991); Angel McCoughtry (2007); Carla McGhee (1995); Ann Meyers (1975 and 1979); Cheryl Miller (1983); Dawn Staley (1995); Sheryl Swoopes (1995); and Candice Wiggins (2007).

## Coaching Staff

The USA Basketball Women's Pan American Games Team will be led by an experienced trio of accomplished coaches at the 2011 Pan American Games, including USA head coach Ceal Barry alongside assistant coaches Jennifer Gillom and Debbie Ryan.

Barry and Ryan combine for 60 seasons and a win total of 1,163 games out of 1,728 coaching at the college level for an exceptional 67.3 winning percentage.

Barry, who has won three medals as a USA coach, compiled a 427-242 record (.638) in 26 collegiate seasons at the University of Colorado, reaching 12 NCAA tournaments, including six Sweet Sixteens and three Elite Eights.

Gillom, who helped the USA Women's National Team to gold at the 2010 FIBA World Championship as an assistant coach, has won five golds and one silver medal as a USA player. In four years at Ole Miss, Gillom helped her team to four NCAA Tournaments, including the Sweet Sixteen in 1983 and 1984 and the Elite Eight in 1985 and 1986. She returned from Europe just a few days ago (Oct. 10) after serving as an assistant coach during the USA Women's National Team European Tour (3-2).

Ryan, who has won two gold medals and one silver as a USA coach, retired from the University of Virginia following the 2010-11 season after 34 years and a 736-323 record (.695). Appearing in 20 consecutive NCAA Tournaments (1984 -2003), Ryan reached 12 Sweet Sixteens, four Elite Eights, three Final Fours (1990-1992) and the 1991 championship game.

## USA Experience

Three 2011 USA team members have prior USA Basketball experience. As a member of the 2011 USA Women's U19 World Championship Team, Breanna Stewart averaged team-highs of 11.2 points and 7.3 rebounds per game to go along with 1.7 blocks to help the USA to a 7-1 record and gold medal at the 2011 FIBA U19 World Championship.

Shooting 46.8 percent from the field (36-77 FGs), Stewart was named to the five-member all-tournament team. Stewart also won gold medals with the USA at the 2010 FIBA U17 World Championship in France and the 2009 FIBA Americas U16 Championship in Mexico.

April Sykes was one of 14 finalists for the 2011 USA Basketball Women's World University Games Team this past summer, while Standish attended trials for the 2011 USA World University Games Team.

## Just the Facts

The 2011 USA Women's Pan American Games Team includes seven players who will graduate from college in 2012, three members of the junior class who will graduate in 2013, one college sophomore and Breanna Stewart,

who has one year of high school remaining before she is expected to head to the University of Connecticut in the fall of 2012, where she has verbally committed to attend.

Represented by one athlete on the USA roster are the Atlantic Coast Conference, Big 12 Conference, Big East Conference, Big South Conference, Big West Conference, Colonial Athletic Association, Mid-American Conference, the Southeastern Conference and the Summit League, while the West Coast Conference is represented by Gonzaga teammates Redmon and Standish.

## Making History

Breanna Stewart is just the second women's high school basketball player to represent the USA in the Pan American Games. Nancy Lieberman was the first in 1975.

Six colleges will be sending a women's basketball player to the Pan American Games for the first time in program history, including Eastern Michigan (Tavelyn James), Gonzaga (Katelan Redmon and Kayla Standish), Hofstra (Shante Evans), Liberty (Avery Warley), Missouri (Christine Flores) and Oral Roberts (Kevi Luper).

## Honors & Recognition

Following the 2010-11 basketball season, Shante Evans and Kevi Luper were recognized as Associated Press All-America honorable mentions.

And for a second consecutive year, Luper was named the Summit League Player of the Year, while Luper and Avery Warley (Big South Conference) each took home conference Defensive Player of the Year honors.

Listing on their all-conference first teams in 2010-11 were Evans (Colonial Athletic Association), Tavelyn James (Mid-American Conference), Emilie Johnson (Big West Conference), Kevi Luper (Summit League), Katelan Redmon (West Coast Conference), Kayla Standish (WCC) and Avery Warley (Big South).

April Sykes listed on the 2011 Big East All-Conference second team, while Marissa Kastanek (Atlantic Coast Conference) earned honorable mention and Valencia McFarland was named to the Southeastern Conference All-Freshman Team.

Additionally, Avery Warley and Kayla Standish were named to their conference all-tournament teams.

# XVI Pan American Games

Oct. 21-25, 2011 • Guadalajara, Mexico

## Preliminary Round

### Group A

Argentina  
Mexico  
Puerto Rico  
USA

### Group B

Brazil  
Canada  
Colombia  
Jamaica

---

### Preliminary Round

#### *Friday, Oct. 21*

10:30 a.m. Brazil - Canada  
1:00 p.m. **USA - Argentina**  
5:30 p.m. Jamaica - Colombia  
8:00 p.m. Mexico - Puerto Rico

#### *Saturday, Oct. 22*

10:30 a.m. Brazil - Jamaica  
1:00 p.m. Canada - Colombia  
5:30 p.m. **USA - Puerto Rico**  
8:00 p.m. Argentina - Mexico

#### *Sunday, Oct. 23*

10:30 a.m. Colombia - Brazil  
1:00 p.m. Puerto Rico - Argentina  
5:30 p.m. Canada - Jamaica  
8:00 p.m. **Mexico - USA**

### Semifinals

Following preliminary play, the top two finishing teams from each group advance to the semifinals, while the No. 3 and No. 4 finishing teams play for 5th-8th places.

### Classification

#### *Monday, Oct. 24*

10:30 a.m. *7th/8th Place Game:* A4 - B4  
5:30 p.m. *5th/6th Place Game:* A3 - B3

### Medal Semifinals

1:00 p.m. *Medal Semifinal:* B1 - A2  
8:00 p.m. *Medal Semifinal:* A1 - B2

### Finals

#### *Tuesday, Oct. 25*

5:30 p.m. *Bronze Medal Game:* Semifinal Losers  
8:00 p.m. *Gold Medal Game:* Semifinal Winners

### Notes:

- Times listed are Central Daylight Time, which is -1 hour from EDT.

# FIBA, WNBA, AND NCAA BASKETBALL RULE DIFFERENCES

<b>RULE</b>	<b>FIBA</b>	<b>WNBA</b>	<b>NCAA</b>
<b>Duration of Game</b>	Four, 10 minute quarters	Four, 10 minute quarters	Two, 20 minute halves
<b>Overtime Duration</b>	.5 minutes	.5 minutes	.5 minutes
<b>Duration Between First-Second and Third-Fourth Periods</b>	.2 minutes	.2 minutes	.Not Applicable
<b>Length of Halftime</b>	.15 minutes	.15 minutes	.15 minutes
<b>Court Length</b>	.91' 10" x 49' 2.5"	.94' x 50'	.94' x 50'
<b>Size of Lane</b>	.16' x 19' / 4.88m x 5.79m	.16' x 19' / 4.88m x 5.79m	.12' x 19' / 3.65m x 5.79m
<b>Three-Point FG Distance</b>	.22' 1.75" / 6.75m	.20' 6.25" / 6.25m	.19' 9" / 6.02m
<b>No Charge Semicircles (from Center of Basket)</b>	.Yes (4' 1.25" / 1.25m)	.Yes (4' / 1.22m)	.No
<b>Shot Clock</b>	.24 seconds	.24 seconds	.30 seconds
<b>Shot Clock Reset</b>	.FG attempt hits rim	.FG attempt hits rim	.FG attempt hits rim
<b>Back Court Violation</b>	.8 seconds	.8 seconds	.No restriction
<b>Game Clock Stops After Successful FG</b>	.Last two minutes of 4th quarter and overtime	.Last minute of 1st, 2nd, 3rd and 4th quarters and overtime	.Last minute of second half and last minute of overtime
<b>Advance Ball to Halfcourt at Timeout</b>	.Yes, last 2 minutes of 4th quarter and OT (to top of 3-point line)	.Yes, last 2 minutes of 4th quarter and OT (at the 28' line)	.No
<b>Player Foul Limit</b>	.5	.6	.5
<b>Bonus Free Throw</b>	.On 5th foul per quarter (2 FTs) Fourth quarter carries into OT	.On 5th foul per quarter (2 FTs) On 4th foul in OT (2 FTs)	.On 7th foul per half (1-and-1) On 10th foul per half (2 FTs)
<b>Number of Players Permitted On Free Throw Lane</b>	.5 (three defensive, two offensive)	.5 (three defensive, two offensive)	.6 (four defensive, two offensive)
<b>Jump Ball</b>	.Teams alternate possession after jump ball to start 1st and 3rd quarters and overtime	.Teams alternate possession after opening tip-off	.Teams alternate possession after opening tip-off
<b>Closely Guarded For Five Seconds</b>	.Yes, while holding the ball	.No	.Yes, while holding the ball
<b>Number of Referees</b>	.Two (three can be used in competitions if the Zone or host federation wish to)	.Three	.Three
<b>Timeouts Non-Televised Game</b>	.Two 60-second in the 1st and 2nd quarters, three 60-second in the 3rd and 4th quarters	.Two full (120/60-second) and one 20 second per team each half. Unused first half 20-second carries over to second half.	.Four 75-second and two 30-second per game
<b>Timeouts Televised Game</b>	.Up to one additional TV timeout is permissible per quarter. Teams get two 60-second in the 1st and 2nd quarters, Three 60-second in the 3rd and 4th quarters	.Two full (120/60-second) and one 20 second per team each half. Unused first half 20-second carries over to second half.	.Up to four additional TV timeouts are permissible per half. Teams get one 60-second, four 30-second, and a max of three unused 30-second timeouts can carry over to second half
<b>Timeouts - Overtime</b>	.One additional 60-second	.One 120-second, one 20-second; One unused 20-second second half timeout can carry over	.Any not used in regulation carry over plus one additional 30-second each OT
<b>Timeouts Called By</b>	.Coach or assistant coach	.Head coach or player in game	.Head coach or player in game
<b>Size of Basketball</b>	.Size 6	.Size 6	.Size 6
<b>Legal Jersey Numbers</b>	.4, 5, 6, 7, 8, 9, 10, 11, 12, 13, 14, 15	.00, 0-99	.00, 0, 1, 2, 3, 4, 5, 10, 11, 12, 13, 14, 15, 20, 21, 22, 23, 24, 25, 30, 31, 32, 33, 34, 35, 40, 41, 42, 43, 44, 45, 50, 51, 52, 53, 54, 55



# Ceal Barry

USA HEAD COACH • UNIVERSITY OF COLORADO

Ceal Barry, who previously has captured three medals as a USA coach and won 510 games in 26 collegiate seasons, currently is in her seventh year serving as the University of Colorado's Associate Athletics Director/Senior Woman Administrator.

"It is a great honor to be selected to coach for USA Basketball, and I am really looking forward to the challenge," Barry said. "Once we get started I think our focus will be on establishing our offensive and defensive scheme and really trying to get all 12 players on the same page. One advantage to gathering in October as opposed to the beginning of the summer is that the players should be in good shape, having started conditioning programs with their colleges and universities, and that should give us a good head start."

Barry will undertake her fifth USA Basketball head coaching assignment as the 2011 USA Women's Pan American Games Team head coach, having previously led the 2004 USA Junior World Championship Qualifying Team to a gold medal, the 1992 USA Select Team to a 4-1 record, the 1988 USA R. Williams Jones Cup Team to a silver medal and the 1987 U.S. Olympic Festival East Team to a bronze medal finish.

As an assistant coach for the red, white and blue, she helped the 1996 U.S. Olympic Team and the 1994 USA Goodwill Games Team to gold medals, the 1994 USA World Championship Team to a bronze medal, a seventh-place finish with the 1993 USA Junior World Championship Team and a 2-2 record with the 1990 USA Junior National Team.

Additionally, Barry served as the lead clinician during USA Basketball's 2011 Women's U16 National Team Trials in Colorado Springs in May.

Now in her 29th year overall at the University of Colorado, Barry currently oversees the sports of men's and women's basketball, women's golf, soccer and volleyball. She also supervises several Student Services arms of the athletic department including sports medicine, strength & conditioning, academics and student wellness.

She began her current position of Associate Athletics Director/Senior Woman Administrator at the University of Colorado on April 1, 2005, just one month after completing a storied 22-year CU coaching career (1983-84 to 2004-05). Barry retired having coached the most games, matches or tournaments (669) and the sixth most seasons of any sport in Colorado athletic history. Her 427 victories are also the most by any coach at the school.

Overall, she led CU to a 427-242 record for a sterling 63.8 winning percentage, 12 NCAA tournament appearances, including six times in the Sweet Sixteen and three times in the Elite Eight, 13 20-win seasons and four conference championships, earning assorted coach of the year honors in five different seasons.

She became just the 24th coach in women's NCAA history to

reach 500 career wins-hitting the plateau in February 2004-and her all-time record of 510-284 and 64.2 winning percentage remain among the all-time best.

Prior to the formation of the Big 12 Conference in 1996, Barry was the Big Eight Coach of the Year four times (1989, 1993, 1994 and 1995) and the District V Coach of the Year in 1993 and 1995. The 1995 squad posted a school record 30 wins and came within a whisper of advancing to the Final Four. She led her teams to four regular season Big Eight titles and five postseason tournament titles, the last in the inaugural Big 12 Tournament in 1997.

In her 13 seasons she was 184-96 when leading the Buffs against Big Eight foes. Barry won more regular-season games (118), league titles (4), tournament titles (4), coach of the year honors (4) and coached more newcomers of the year (4) than any other league coach, while tying for the most NCAA tournament appearances with seven.

Following her second consecutive Big Eight title in 1994, the United States Basketball Writers Association and Basketball Times Magazine named Barry National Coach of the Year, and she was inducted into the Colorado Sportswomen Hall of Fame the same year. Twice, Barry has had her name on the finalist list for the Naismith Award for Coaching, those honors coming in the last three seasons.



Steven Maikoski/USA Basketball Photos

Ceal Barry was the lead clinician at the 2011 USA Basketball Women's U16 National Team Trials, helping 115 young athletes to learn basketball fundamentals.

In 2003, she was presented with the CU Alumni Association's Robert Stearns Award in recognition of one's extraordinary contributions to the university.

In 1995, she was presented with one of the Women's Basketball Coaches Association's highest honors, the Carol Eckman Award, which is presented to a coach who exemplifies sportsmanship, commitment to the student-athlete, integrity, ethical behavior and dedication to the purpose.

Prior to Colorado, spent four seasons as the head coach at Cincinnati, where she compiled an 83-42 overall record.

She was inducted into the Colorado Sports Hall of Fame in 2006, the University of Colorado Athletic Hall of Fame in 2010 and in January 2011, she became the third recipient of the University of Kentucky's Susan B. Feamster Trailblazer Award. Barry, who earned her bachelor's degree in accounting from UK in 1977, was part of the school's first class of women's basketball players to receive an athletic scholarship, lettering four times. She also lettered three times in field hockey in addition to her accomplishments as a basketball player.

## Ceal Barry Coaching Synopsis

### USA Basketball

Year	Team	Position	W-L	PCT	Medals/Finish
2004	Junior WC Qualifier	Head Coach	5-0	1.000	Gold
1992	Select Team	Head Coach	4-1	.800	N/A
1988	R. William Jones Cup	Head Coach	5-2	.714	Silver
1987	U.S. Olympic Festival-East	Head Coach	2-2	.500	Bronze
1996	Olympics	Assistant Coach	8-0	1.000	Gold
1994	Goodwill Games	Assistant Coach	4-0	1.000	Gold
1994	World Championship	Assistant Coach	7-1	.875	Bronze
1993	Junior WC	Assistant Coach	5-2	.714	Seventh
1993	Junior National Team	Assistant Coach	2-2	.500	N/A
<b>USA Head Coach Totals (four teams)</b>			<b>16-5</b>	<b>.762</b>	<b>1 Gold, 1 Silver, 1 Bronze</b>
<b>USA Assistant Coach Totals (five teams)</b>			<b>26-5</b>	<b>.839</b>	<b>2 Golds, 1 Bronze</b>

### NCAA

Year	Team	Position	W-L	PCT	Notes
2004-05	Colorado	Head Coach	9-19	.321	
2003-04	Colorado	Head Coach	22-8	.733	NCAA appearance
2002-03	Colorado	Head Coach	24-8	.750	NCAA Sweet Sixteen
2001-02	Colorado	Head Coach	24-10	.706	NCAA Elite Eight
2000-01	Colorado	Head Coach	22-9	.709	NCAA appearance
1999-00	Colorado	Head Coach	10-19	.345	
1998-99	Colorado	Head Coach	15-14	.517	NIT second round
1997-98	Colorado	Head Coach	12-16	.429	
1996-97	Colorado	Head Coach	23-9	.719	NCAA Sweet Sixteen
1995-96	Colorado	Head Coach	26-9	.743	NCAA second round
1994-95	Colorado	Head Coach	30-3	.909	NCAA Elite Eight
1993-94	Colorado	Head Coach	27-5	.844	NCAA Sweet Sixteen
1992-93	Colorado	Head Coach	27-4	.871	NCAA Elite Eight
1991-92	Colorado	Head Coach	22-9	.709	NCAA appearance
1990-91	Colorado	Head Coach	18-11	.621	
1989-90	Colorado	Head Coach	17-11	.607	
1988-89	Colorado	Head Coach	27-4	.871	NCAA second round
1987-88	Colorado	Head Coach	21-11	.656	NCAA second round
1986-87	Colorado	Head Coach	14-14	.500	
1985-86	Colorado	Head Coach	21-9	.700	
1984-85	Colorado	Head Coach	6-22	.214	
1983-84	Colorado	Head Coach	10-18	.357	
1982-83	Cincinnati	Head Coach	19-11	.633	
1981-82	Cincinnati	Head Coach	19-10	.655	
1980-81	Cincinnati	Head Coach	27-9	.771	
1979-80	Cincinnati	Head Coach	18-12	.600	
<b>Colorado Totals (22 seasons)</b>			<b>427-242</b>	<b>.638</b>	
<b>Cincinnati Totals (4 seasons)</b>			<b>83-42</b>	<b>.664</b>	
<b>Head Coach Totals (26 seasons)</b>			<b>510-284</b>	<b>.642</b>	



# Jennifer Gillom

USA ASSISTANT COACH

Jennifer Gillom, who most recently helped the USA to a 3-2 record as an assistant coach for the USA Women's National Team during its European Tour Sept. 30 - Oct. 10, has won five golds and one silver medal as a player on six different USA teams.

"It's an absolute thrill and honor to join the coaching staff for the Pan American games," Gillom said. "I look forward to working with the coaching staff, players, and representing our country.

"Ceal Barry and Debbie Ryan will greatly add to the depth of knowledge and experience on our staff," Gillom continued. "It will be a great experience for us all to come together and compete for the USA"

Having also served as an assistant coach to the 2010 USA World Championship Team that claimed the gold medal, Gillom, the former WNBA Los Angeles Sparks and Minnesota Lynx head coach, returned to the USA Basketball Women's National Team staff as a court coach during the team's training camp that was held May 10-12, 2011 in Las Vegas, Nev.

During her stint as an assistant coach with the 2009-10 USA National Team, Gillom aided USA head coach Geno Auriemma and the USA to a 3-0 mark and gold medal at the 2009 UMMC Ekaterinburg International Invitational, a victory in the 2009 WNBA vs. USA Basketball: The Stars at the Sun game and a 3-1 pre-World Championship exhibition slate. In all, and including the 9-0 mark posted by the U.S. at the '10 Worlds, Gillom has assisted the USA National Team to a 16-1 record and a pair of golds.

A player on six different USA Basketball teams, Gillom won five gold medals and one silver medal during her international basketball career and was named the 1985 USA Basketball Female Athlete of the Year. A 1988 U.S. Olympic gold medalist, Gillom aided the 1986 and 2002 USA World Championship teams to gold, was a member of the 1987 USA Pan American Games and 1986 USA Goodwill Games squads that earned gold and garnered a silver medal with the 1985 USA World University Games Team. Additionally, Gillom served on the 2005-08 USA Basketball Cadet and Youth Committee.

The 2009 Women's Basketball Hall of Fame inductee was hired by the Sparks as head coach on Dec. 14, 2010, after spending two years with the Minnesota Lynx.

She guided Los Angeles to a WNBA Playoff appearance despite losing all-star forward and Olympic gold medalist Candace Parker to a shoulder injury just 10 games into the 2010.

Serving as an assistant coach for the Lynx in 2008, Gillom was elevated to head coach prior to the start of the 2009 season. Starting the year 4-1, in their sixth game Gillom and the Lynx lost all-star guard and Olympic gold medalist Seimone Augustus to a torn ACL in her left knee. Despite missing one of the league's top players, Gillom helped keep the Lynx within striking distance of the playoffs.

For six seasons (2004-05 to 2009-10) Gillom worked in Phoenix, Ariz., at Xavier College Preparatory, a Catholic, all-female private high school, where she coached the basketball teams to a 117-27 record for a remarkable 81.3 winning percentage. Gillom, a four-time regional coach of the year honoree, advanced the Gators to the state tournament every year and earned one regional title.

The recipient of the WNBA's Kim Perrot Sportsmanship of the Year award in 2002, Gillom spent the first six years of her seven-year WNBA career with the Phoenix Mercury. Traded to Los Angeles for her final season, Gillom and the Sparks advanced to the 2003 WNBA Finals. A member of the 1999 All-Star Game West Team, Gillom was also named to the 1997 All-WNBA first team and 1998 All-WNBA second team. Gillom helped lead the Mercury to three playoff berths (1997, 1998, 2000), where they advanced to the 1998 WNBA Finals.

Gillom also enjoyed a lengthy professional career overseas prior to joining the WNBA playing for teams in Italy, Greece, Spain and Turkey.



*USA Basketball Photos*

Jennifer Gillom, pictured above celebrating a 2010 FIBA World Championship gold medal with Tina Charles, has played on six USA Basketball teams.

Gillom played collegiately for Van Chancellor at Ole Miss, where she was the 1986 Southeastern Conference (SEC) Female Athlete of the Year. A 1986 Kodak All-American, Gillom earned 1986 NCAA Midwest Regional MVP and 1985 All-Mideast Region honors and was a four-time All-SEC first team selection.

During her four-year career (1982-83 to 1985-86), Gillom helped her teams to a 103-23 record (.817 winning percentage), four NCAA appearances, including a pair of Sweet Sixteens (1983, 1984) and two Elite Eight finishes (1985, 1986), and a share of three SEC West titles.

## Jennifer Gillom Coaching Synopsis

### USA Basketball

Year	Team	Position	W-L	PCT	Medals/Finish
2011	Women's National Team	Assistant Coach	3-2	.600	N/A
2010	World Championship	Assistant Coach	9-0	1.000	Gold
2010	Pre-WC Exhibition	Assistant Coach	3-1	.750	N/A
2010	WNT vs. WNBA Stars	Assistant Coach	1-0	1.000	N/A
2009	Women's National Team	Assistant Coach	3-0	1.000	Gold
<b>USA Assistant Coach Totals (four teams)</b>			<b>19-3</b>	<b>.864</b>	<b>2 Golds</b>

### WNBA

Year	Team	Position	W-L	PCT	Notes
2011	Los Angeles Sparks	Head Coach	4-6	.400	
2010	Los Angeles Sparks	Head Coach	13-21	.382	Playoff appearance
2009	Minnesota Lynx	Head Coach	14-20	.412	
2008	Minnesota Lynx	Assistant Coach	16-18	.471	
<b>WNBA Head Coach Totals (2.5 seasons)</b>			<b>32-47</b>	<b>.405</b>	

### High School

Year	Team	Position
2009-10	Xavier College Prep	Head Coach
2008-09	Xavier College Prep	Head Coach
2007-08	Xavier College Prep	Head Coach
2006-07	Xavier College Prep	Head Coach
2005-06	Xavier College Prep	Head Coach
2004-05	Xavier College Prep	Head Coach
<b>High School Head Coach Totals (six seasons)</b>		<b>117-27 (.813)</b>



# Debbie Ryan

USA ASSISTANT COACH

Debbie Ryan, a Women's Basketball Hall of Fame member who has coached six USA teams and won two golds and one silver medal, retired from the University of Virginia following the 2010-11 season after 34 years as the Cavaliers head coach.

"It is the highest of honors to be chosen to coach USA Basketball, and I am very proud to be representing our country in the Pan Am Games," Ryan said. "USA Basketball is the pinnacle of our sport and it is very humbling to be a part of the team again.

"I am very excited to work with Ceal and Jen," Ryan continued. "They are both tremendous coaches, talented colleagues and exceptional people."

Ryan enters her 2011 USA assistant coaching assignment with a wealth of USA Basketball coaching experience. Most recently in 2010, she was a coach of the USA Select Team that helped the USA Women's National Team train in preparation for the 2010 FIBA World Championship.

She also directed the 2003 USA Pan American Games Team to a 5-2 slate and a silver medal, the 2001 USA World University Games Team to a gold medal, the 1989 USA U19 World Championship Team to a seventh place finish, the 1988 USA FIBA Americas U18 Championship Team to a gold medal and the 1987 U.S. Olympic Festival West Team to a gold medal in her first USA coaching position.

For her efforts at the 2001 World University Games, which included a hard-fought 87-69 gold medal victory against host China, Ryan earned USA Basketball Developmental Coach of

the Year honors.

In addition to her USA Basketball coaching stints, Ryan served as a member of the USA Basketball Games Committee for Women and the USA Basketball Women's Player Subcommittee during the 1988-1992 quadrennium, helping to select athletes for numerous competitions including the 1990 World Championship and 1992 Olympic teams.

A 2008 Women's Basketball Hall of Fame inductee, Ryan spent 34 years (1977-78 through 2010-11) at the helm of the University of Virginia women's program, retiring after the 2010-11 season with a remarkable 736-323 record and a shining 69.5 winning percentage.

Notching 28 postseason berths, including 20 consecutive NCAA Tournament appearances (1983-84 -2002-03), Ryan's teams reached the Sweet Sixteen 12 times, made four Elite Eight appearances, three Final Fours (1990, 1991, 1992), and advanced to the 1991 NCAA Tournament Championship game.

Ryan's sideline successes did not go unnoticed. A seven-time recipient of the Atlantic Coast Conference (ACC) Coach of the Year award, Ryan was also tabbed the 1986 and 1987 Converse District III Coach of the Year and 2000 WBCA Coach of the Year. In 1991, when she led the Wahoos to a 31-3 overall finish, a perfect 14-0 ACC record, and a trip to the NCAA title game, Ryan was selected the 1991 Naismith National Coach of the Year by the Atlanta Tip-Off Club.



USA Basketball Photos

## Debbie Ryan Coaching Synopsis

### USA Basketball

Year	Team	Position	W-L	PCT	Medals/Finish
2010	Select Team	Assoc. Head Coach	N/A		N/A
2003	Pan American Games	Head Coach	5-2		Silver
2001	World University Games	Head Coach	7-1		Gold
1989	Junior World Championship	Head Coach	3-4		Seventh
1988	Junior WC Qualifier	Head Coach	6-0		Gold
1987	U.S. Olympic Festival - W	Head Coach	3-1		Gold
<b>USA Head Coach Totals (six teams)</b>			<b>24-8</b>	<b>.750</b>	<b>3 Golds, 1 Silver</b>

### NCAA

Year	Team	Position	W-L	PCT	Notes
2010-11	Virginia	Head Coach	19-16	.543	WNIT quarterfinals
2009-10	Virginia	Head Coach	21-10	.677	NCAA first round
2008-09	Virginia	Head Coach	24-10	.706	NCAA second round
2007-08	Virginia	Head Coach	24-10	.706	NCAA second round
2006-07	Virginia	Head Coach	19-15	.559	WNIT quarterfinals
2005-06	Virginia	Head Coach	20-12	.625	WNIT quarterfinals
2004-05	Virginia	Head Coach	21-11	.656	NCAA second round
2003-04	Virginia	Head Coach	13-16	.448	
2002-03	Virginia	Head Coach	17-14	.548	NCAA second round
2001-02	Virginia	Head Coach	17-13	.567	NCAA appearance
2000-01	Virginia	Head Coach	18-14	.563	NCAA appearance
1999-00	Virginia	Head Coach	25-9	.735	NCAA Sweet Sixteen
1998-99	Virginia	Head Coach	20-9	.689	NCAA appearance
1997-98	Virginia	Head Coach	19-10	.655	NCAA second round
1996-97	Virginia	Head Coach	23-8	.742	NCAA Sweet Sixteen
1995-96	Virginia	Head Coach	26-7	.765	NCAA Elite Eight
1994-95	Virginia	Head Coach	27-5	.844	NCAA Elite Eight
1993-94	Virginia	Head Coach	27-5	.844	NCAA Sweet Sixteen
1992-93	Virginia	Head Coach	26-6	.813	NCAA Elite Eight
1991-92	Virginia	Head Coach	32-2	.941	NCAA Final Four
1990-91	Virginia	Head Coach	31-3	.912	NCAA championship game
1989-90	Virginia	Head Coach	29-6	.829	NCAA Final Four
1988-89	Virginia	Head Coach	21-10	.677	NCAA Sweet Sixteen
1987-88	Virginia	Head Coach	27-5	.844	NCAA Elite Eight
1986-87	Virginia	Head Coach	26-5	.839	NCAA Sweet Sixteen
1985-86	Virginia	Head Coach	26-3	.897	NCAA first round
1984-85	Virginia	Head Coach	21-8	.724	NCAA first round
1983-84	Virginia	Head Coach	22-7	.759	NCAA first round
1982-83	Virginia	Head Coach	15-13	.536	
1981-82	Virginia	Head Coach	17-11	.607	
1980-81	Virginia	Head Coach	22-10	.688	AIAW first round
1979-80	Virginia	Head Coach	20-12	.625	NIT second round
1978-79	Virginia	Head Coach	16-12	.571	
1977-78	Virginia	Head Coach	8-17	.229	
<b>Virginia Head Coach Totals (34 seasons)</b>			<b>736-323</b>	<b>.695</b>	

# USA Basketball In 2011 ...

## 2011 Nike Hoop Summit

The USA Junior National Select Team's depth and defense helped it withstand the first triple-double in Nike Hoop Summit history as the Americans rolled to a 92-80 win over the World Select Team in front of a Rose Garden crowd of 8,955 and a national television audience on April 9, 2011 in Portland, Ore.

## 2011 FIBA Americas U16 Championship

Two weeks of training and competition paid off in gold for the 2011 USA Men's U16 National Team (5-0), which earned a 104-64 victory over Argentina (3-2) in the gold medal game at the FIBA Americas U16 Championship for Men that was played June 21-25 in Cancun, Mexico. Jabari Parker (Simeon H.S./Chicago, Ill.), who averaged 15.4 ppg., 6.4 rpg. and 2.0 spg. was named as the tournament MVP.

The USA women also returned home from the 2011 FIBA Americas U16 Championship gold medal, running to a perfect 5-0 record June 13-18 in Merida, Mexico. The USA's Rebecca Greenwell (Owensboro Catholic H.S./Owensboro, Ky.) was named co-MVP of the tournament, along with Brazil's Izabella Frederico Sangalli.

The first-place finishes guaranteed both the U.S. men and women berths into the 2012 FIBA U17 World Championship, which will be played June 29-July 8 in Lithuania for the men and Aug. 17-26 in Netherlands for the women.

## 2011 FIBA U19 World Championship

The USA Men returned home from the 2011 FIBA U19 World Championship for Men that was held June 30-July 10 in Latvia with a 7-2 record and a fifth-place finish.



*USA Basketball Photos*

Rebecca Greenwell earned co-MVP of the 2011 FIBA Americas U16 Championship.



*USA Basketball Photos*

Tim Hardaway, Jr. came up big in the USA's final game and scored a team high 21 points as the U.S. downed Australia 78-77 to capture fifth place at the FIBA U19 World Championship.

The USA U19 Women (7-1) captured the 2011 FIBA U19 World Championship gold medal with a 69-46 win over Spain on July 31 in Chile. Ariel Massengale (Bolingbrook H.S./Bolingbrook, Ill.) and Breanna Stewart (Cicero-North Syracuse H.S./North Syracuse, N.Y.) were named to the five-member All-FIBA U19 World Championship Team.

## 2011 World University Games

Undefeated heading into the medal quarterfinals, the USA Men (7-1) fell by two points, 76-74, to Lithuania in the 2011 World University Games, but responded with wins over Romania and Germany to finish in 5th place.

The USA Women (6-0) topped six opponents by an average of 45.0 points per game as they cruised to a gold medal at the 2011 World University Games in Shenzhen, China. With five players averaging double figure scoring, the USA was led by Elena Delle Donne (Delaware/Wilmington, Del.), who finished with team highs of 15.7 points and 8.5 rebounds per game.

## FIBA 3x3 Youth World Championship

The USA Girls 3x3 Team (7-2) took home an honorary bronze medal after an impressive effort over the three-day inaugural competition in Rimini, Italy, while the USA Boys 3x3 Team (7-5) finished in eighth place after falling to Canada in its final game of the tournament.

Approximately one-and-a-half minutes into the USA Girls' semifinal game against Italy, the U.S. went down to two players after Rebecca Greenwell (Owensboro Catholic H.S. Owensboro, Ky.) suffered a knee injury. The USA's fourth player, Taya Reimer (Hamilton Southeastern H.S./Fishers, Ind.), already was sidelined by a sprained ankle. After a short delay, Kaela Davis (Buford H.S./Suwanee, GA) and Linnae Harper (Whitney M. Young H.S./Chicago, Ill.) finished out the contest playing two-on-three and battled Italy into overtime before succumbing by just two points, 21-19. Slated to play Japan in the bronze medal game, the USA forfeited due to injury and technically finished fourth, however, FIBA awarded the team honorary bronze medals.

## USA Women's National Team European Tour

The 2011 USA Basketball Women's National Team compiled a 3-2 record against professional teams Familia Schio, Ros Casares, USK Prague and UE Sopron from Sept. 30 - Oct. 1 in Italy, Spain, Czech Republic and Hungary. The tour was meant to help the USA women prepare for the 2012 Olympics.



*USA Basketball Photos*

Anthony Davis recorded 16 points and 10 rebounds to help lead the USA to a 92-80 victory in the 14th annual Nike Hoop Summit.

# 2011 USA Basketball Women's Pan American Games Team

- Athlete Bios •



# #14 • Shante Evans

FORWARD • 6-0 • 235 • 7/8/91 • HOFSTRA • 2013 • WEST CHESTER, PA

## USA Basketball

- Named as a member of the 2011 USA Basketball Women's Pan American Games Team on Sept. 27, 2011.

## College Honors

- Associated Press All-America honorable mention in 2011.
- Eastern College Athletic Conference

Division I All-Star second team in 2010-11.

- Colonial Athletic Association (CAA) first team in 2011.
- CAA Player of the Week four times in 2010-11.
- All-CAA second team and CAA All-Rookie Team in 2010.
- CAA Rookie of the Week three times and Player of the Week (3/1) once in in 2009-10.

## College Notes

- As a sophomore at Hofstra in 2010-11, started in all 29 regular season games and averaged team-bests of 18.6 ppg. and 11.1 rpg. to help her team to a 19-12 record and the quarterfinals of the CAA Championship.
- Enters her junior season in 2011-12 with 1,024 career points and 665 career rebounds.
- First sophomore in program history to reach 1,000 career points; ranks 19th on the career scoring list.
- Her 665 career rebounds lists eighth all-time in program history.
- First Pride player to lead the team in scoring and rebounding in back-to-back years since 1995-98.
- In 2010-11, ranked third in the CAA in scoring, second in rebounding and third in field goal percentage (.510).
- Torched William & Mary for 36 points and 14 rebounds -- a career-high and the fourth-most single-game points in program history.
- As a freshman in 2009-10, started in 27 of 34 games played and led the team in scoring with 13.3 ppg. and rebounding with 9.5 rpg. in 28.3 mpg. to help her team to a 20-14 record.
- First freshman since 1992-93 to lead the team in scoring and rebounding.
- In 2009-10, led the CAA in rebounding, ranked 11th in scoring and sixth in field goal percentage; shot 48.0% from the field.
- Scored in double-figures in 26 games.
- Had 16 double-doubles.

## High School Honors

- All-Pennsylvania first team as a senior in 2009.
- *Daily Local News* Player of the Year in 2009.
- Third team all-state as a sophomore and junior (2007 and 2008).
- Four-time All-Ches-Mont selection.

## High School Notes

- Lettered in basketball and track and field at Henderson High School in West Chester, Pennsylvania.
- Finished scholastic career with 2,168 points and was the first player in Henderson history, male or female, to reach 2,000 points, also the first female player to score 1,000 points.
- Led team to a school-best record of 22-7 as a senior in 2008-09 and the teams' first appearance in the state tournament.
- Averaged a double-double in each of her four seasons, including 28.5 points and 13.5 rebounds as a senior.

## Personal Notes

- Has one sister and one brother.
- Nicknamed "Tay."
- Plans to pursue a career in physical therapy.



*Courtesy of Hofstra Athletics*

## College Statistics

YEAR	G/S	FGM-FGA	PCT	3PM-3PA	PCT	FTM-FTA	PCT	REB/AVG	PTS/AVG	AST	BLK	STL
2010-11	31/31	214-404	.530	0- 2	.000	143-218	.656	342/ 11.0	571/ 18.4	20	14	43
2009-10	34/27	174-360	.483	0- 0	---	105-180	.583	323/ 9.5	453/ 13.3	32	17	35
<b>Totals</b>	<b>65/58</b>	<b>388-764</b>	<b>.508</b>	<b>0- 2</b>	<b>.000</b>	<b>248-398</b>	<b>.623</b>	<b>665/ 10.2</b>	<b>1,024/ 15.7</b>	<b>52</b>	<b>31</b>	<b>78</b>



# #7 • Christine Flores

FORWARD • 6-3 • 7/27/90 • MISSOURI • 2012 • SAN ANTONIO, TX

## USA Basketball

- Named as a member of the 2011 USA Basketball Women's Pan American Games Team on Sept. 27, 2011.

## College Notes

- As a junior in 2010-11, started in 25 of 30 games played and led the team in free throw percentage (.713) and

rebounds (6.1 rpg.) and was second on the team in points averaged 13.0 ppg.; helped her team to a 13-18 record.

- Tied for fifth on the single season block list with 56.
- Posted a career high 28 points against Eastern Illinois in 2010-11.
- Tied a Mizzou single-game record with seven blocks against UT Martin in the 2010-11 home opener.
- Dished a career best seven assists against Baylor in 2010-11.
- As a sophomore in 2009-10, started in eight of 30 games played and ranked third on the team with 9.3 ppg. and led the squad with 39 blocks, which tied for 10th-place on MU's single-season list.
- Scored in double figures 15 times in 2009-10.
- Recorded seven blocks against Murray State to tie for the single-game record in 2009-10.
- Posted a team high three double-doubles on the year; had her first career double-double with 16 points and 12 rebounds, to go along with seven blocks, against Murray State in 2009-10 .
- As a freshman in 2008-09, started in four of 27 games played to help her team to a 13-17 record.
- Led the team in blocks nine times during the season and finished second on the team with 21 rejections in 2008-09.

## High School Honors

- Texas Association of Basketball Coaches and Texas Girls Coaches Association 5A All-State as both a junior and senior (2006-07 and 2007-08).
- *San Antonio Express-News* 2006-07 Player of the Year and Super Team selection as a junior and senior (2006-07 and 2007-08).
- Eanred *San Antonio Express-News* Player of the Week selections in 2005-06 and 2006-07.

## High School Notes

- Four-year starter for Winston Churchill High School in San Antonio, Texas.
- Set the school's all-time scoring record as a senior in 2007-08 with 1,998 points.
- As a senior in 2007-08, averaged 21.0 ppg. and 12.0 rpg. while leading her team to a 25-9 finish.
- As a junior in 2006-07, led Churchill to the Class 5A Region 4 Championship.

## Personal Notes

- Full name is Christine Marie Flores
- Born on July 27, 1990, in San Antonio, Texas to Ralph and Connie Flores; has twin 15-year-old siblings named Robert and Rebecca.
- Anticipated major at Mizzou is business.



Courtesy of Missouri Athletics

## College Statistics

YEAR	G/S	FGM-FGA	PCT	3PM-3PA	PCT	FTM-FTA	PCT	REB/AVG	PTS/AVG	AST	BLK	STL
2010-11	30/25	132-307	.430	23-68	.338	102-143	.713	183/ 6.1	389/ 13.0	52	56	19
2009-10	30/ 8	94-204	.461	1- 5	.200	90-122	.738	134/ 4.5	279/ 9.3	18	39	22
2008-09	28/ 2	43- 95	.453	0- 2	.000	33- 62	.532	71/ 2.5	291/ 10.4	7	21	12
<b>Totals</b>	<b>88/35</b>	<b>269-606</b>	<b>.444</b>	<b>24-75</b>	<b>.320</b>	<b>225-327</b>	<b>.688</b>	<b>388/ 4.4</b>	<b>959/ 10.9</b>	<b>77</b>	<b>116</b>	<b>53</b>



# #4 • Tavelyn James

GUARD • 5-7 • 142 • 2/2/90 • EASTERN MICHIGAN • 2012 • DETROIT, MI

## USA Basketball

- Named as a member of the 2011 USA Basketball Women's Pan American Games Team on Sept. 27, 2011.

## College Honors

- All-Mid-American Conference (MAC) first team in 2010 and 2011.
- Twice named MAC West Player of the

Week in 2009-10 (1/20 and 3/7).

- Scholar Athlete of the week twice in 2009-10 (1/13 and 1/4).
- MAC All-Freshman Team in 2008-09.

## College Notes

- As a junior in 2010-11, started in 36 of 37 games played and averaged a team high 17.4 points and 3.0 rebounds per game to help her team to a 24-13 record.
- Fourth player in school history to surpass 1,500 points in a career, with 1,616.
- With seven 3-pointers attempted at Akron (1/22), became the EMU career leader in three-point field goals attempted.
- Set the EMU single-game standard for free throws made with a 15-of-16 performance from the charity strip (3/5/11), and finished the game with a season-best 36 points.
- In 2010-11, also led her team in field goals made (227), 3-pointers made (74) and free throw percentage (.776).
- Scored in double figures 33 times in 2010-11, including 14 contests with 20-or-more points.
- As a sophomore in 2009-10, started in all 31 games and averaged 20.7 ppg., 2.9 rpg. and 1.8 spg. in 31 mpg. to help her team to a 22-9 record.
- Led the MAC in scoring and 3-pointers made in 2009-10.
- Ranked 11th nationally in points per game (20.7) in 2009-10.
- The fastest Eagle to hit 1,000 points, doing so in just 57 career games.
- First EMU player since 1985-86 to average more than 20.0 points per contest in 2009-10.
- EMU single-game record holder with 40 points, twice, against Toledo (3-2-10) and Buffalo (2-3-10).
- Top all-time scoring sophomore in MAC history in 2009-10, surpassing the previous standard of 635 points set in 1983-84.
- Her 641 points ranked ninth in the single-season conference records.
- Set EMU single-season record for points in a season in 2009-10.
- Recorded 16 games with 20-or-more points in 2009-10.
- Led the team in field goals made (220), 3point field goals made (86), free-throws made (115) and points per game (20.7) in 2009-10.
- Tied the EMU single-game record with eight 3-pointers at Siena (11/20/09).
- As a freshman in 2008-09, started in 20 of 29 games played and averaged 14.7 ppg., 2.9 rpg. in 30.8 mpg. as Eastern Michigan finished 8-21.

- Her 14.7 ppg. and 426 total points made her the fourth leading scorer in the nation among freshmen and the first collegiate rookie to lead the Eagles in scoring since 1997-98.
- Also averaged 1.7 apg. and 2.9 rpg. in 2008-09.
- Scored more than 20 points seven times including a 31-point performance against Miami (3-11-09) in 2008-09.
- Her 77.1 free throw percentage was second on the team in 2008-09.

## High School Honors

- An all-state selection all four seasons.
- All-state second team, Detroit All-Metro first team and All-City first team as a senior in 2007-08.
- Earned All-City second team and All-State third team accolades as a junior in 2006-07.
- As a sophomore and freshman (2005-06 and 2004-05) named All-City honorable mention.

## High School Notes

- Played her senior season at Mumford High School in 2007-08 and three years at Mackenzie High School (2004-05 through 2006-07).
- Averaged 23.2 ppg., 3.7 rpg., 3.7 apg. and 4.4 spg. her senior season for the Mustangs in 2007-08.
- Second in the state in scoring.

## Personal Notes

- Born Tavelyn Brittany James on Feb. 2, 1990 to Columbus and Evelyn Gray in Detroit, Mich.; has one brother, Tremaine, and two sisters, TaShana and TaWana.
- Majoring in Biology.
- Graduated high school summa cum laude as an honor Roll recipient.



Courtesy of Eastern Michigan Athletics

## College Statistics

YEAR	G/S	FGM-FGA	PCT	3PM-3PA	PCT	FTM-FTA	PCT	REB/AVG	PTS/AVG	AST	BLK	STL
2010-11	37/36	227-599	.379	74-256	.289	114-147	.776	111/ 3.0	642/ 17.4	61	3	69
2009-10	31/31	220-550	.400	86-257	.335	115-144	.799	91/ 2.9	641/ 20.7	46	1	57
2008-09	29/20	155-391	.396	52-178	.292	64- 83	.771	85/ 2.9	426/ 14.7	48	1	50
<b>Totals</b>	<b>97/87</b>	<b>602-1540</b>	<b>.391</b>	<b>212-691</b>	<b>.307</b>	<b>293-374</b>	<b>.783</b>	<b>287/ 2.9</b>	<b>1709/ 17.6</b>	<b>155</b>	<b>5</b>	<b>176</b>



# #6 • Emilie Johnson

GUARD • 5-6 • 3/19/90 • UC SANTA BARBARA • 2012 • LOOMIS, CA

## USA Basketball

- Named as a member of the 2011 USA Basketball Women's Pan American Games Team on Sept. 27, 2011.

## College Honors

- All-Big West first team in 2011.
- All-Big West second team in 2010.
- Twice named Big West Player of the

Week in 2009-10 (11/30 and 3/1).

- All-Big West Freshman Team in 2009.

## College Notes

- As a junior in 2010-11, started in all 31 games and averaged 13.7 ppg., 3.3 rpg. and 3.1 apg. in 31.4 mpg. to help her team to a 19-12 record; shot 40.0 percent from 3-point.
- Led team in scoring for the second consecutive year (totaling 425 points), also led the team with 97 assists.
- Broke the 1,000-point barrier in her career when she poured in 27 vs. Cal State Northridge (02/26/11).
- Scored a career high 31 points against Pacific (2/3/11) making 11-of-12 from the field and 4-of-5 from 3-point.
- As a sophomore in 2009-10, started in all 32 games and averaged team highs of 13.8 ppg., 3.3 apg. and 1.8 spg. to go along with 3.9 rpg. in 37.2 mpg. to help her team to a 15-17 record.
- Also led the team with 64 3-pointers in 2009-10 and led the Big West in minutes played.
- Shot 84.3 percent from the free throw line, which ranks as fifth-best single-season in school history.
- Her 64 3-pointers count as sixth-most in a season at UCSB.
- Her 203 3-point attempts rank as third-most in school history.
- Hit the 20-point mark on four occasions during 2009-10.
- In the 2010 Big West Tournament, averaged 12.7 ppg., 4.7 rpg. and 3.7 apg.
- As a freshman in 2008-09, started in 24 of 28 games played and averaged 18.1 ppg., 3.1 rpg. in 23.9 mpg. to help her team to a 22-9 record.
- Missed just two free throws in 2008-09, sinking 33-of-35 overall, and making a career best of seven in the Big West Tournament Final.
- Shot 39.6 percent from 3-point, ranking third overall in the Big West.

## High School Honors


- All-State Division III first team as a senior in 2007-08.
- Sacramento Area All-Metro first team as a junior and senior (2006-07 and 2007-08).
- MVP of Sierra Foothill League her final two seasons (2006-07 and 2007-08).
- Selected All-League all four years (2004-05 through 2007-08).

## High School Notes

- As a senior at Del Oro High School in 2007-08, averaged 18.6 ppg., 5.1 apg., 5.1 rpg. and 3.2 spg.; shot 38.0 percent from 3-point and 80.0 percent from the free throw line.
- Helped the Golden Eagles win SFL titles all four years she was there and the semi-finals of state regional all four seasons.

## Personal Notes

- Born Emilie Theresa Johnson on March 19, 1990 to Dave and Tricia Johnson; has two older sisters - Mandy and Stephanie - and one older brother, Kendal.
- Goes by Em or Em-J.
- Majoring in psychology with a minor in exercise and health science.



*Courtesy of UC Santa Barbara Athletics*

## College Statistics

YEAR	G/S	FGM-FGA	PCT	3PM-3PA	PCT	FTM-FTA	PCT	REB/AVG	PTS/AVG	AST	BLK	STL
2010-11	31/31	154-384	.401	63-195	.323	54- 72	.750	103/ 3.3	425/ 13.7	97	6	33
2009-10	32/32	151-397	.380	64-203	.315	75- 89	.843	125/ 3.9	441/ 13.8	107	6	57
2008-09	28/24	41- 74	.554	0- 0	----	20- 28	.714	88/ 3.1	507/ 18.1	42	2	6
<b>Totals</b>	<b>91/87</b>	<b>346-855</b>	<b>.405</b>	<b>127-398</b>	<b>.319</b>	<b>149- 189</b>	<b>.788</b>	<b>316/ 3.5</b>	<b>1373/ 15.1</b>	<b>246</b>	<b>14</b>	<b>96</b>



# #10 • Marissa Kastanek

GUARD • 5-9 • 155 • 5/31/90 • NC STATE • 2013 • LINCOLN, NE

## USA Basketball

- Named as a member of the 2011 USA Basketball Women's Pan American Games Team on Sept. 27, 2011.

## College Honors

- All-Atlantic Coast Conference (ACC) honorable mention in 2011.
- CoSIDA Academic All-District first

team and ACC Academic Honor Roll member in 2011.

- ACC All-Tournament second team in 2010.
- All-ACC Academic Team in 2010 and 2011.
- Named to the Wolfpack Invitational All-Tournament team in 2010-11.
- FACC Freshman of the Year in 2010.
- Freshman All-American by Full Court Press in 2010.
- ACC Rookie of the Week three times in 2009-10.

## College Notes

- As a sophomore in 2010-11, started in all 31 games and averaged 13.6 ppg., 3.5 rpg. and 1.8 apg. in 30.8 mpg. to help her team to a 14-17 record.
- Ranks fourth in school history with a 35.3 career 3-point percentage and seventh with 122 made 3-pointers.
- Her 82.8 free throw percentage as a sophomore in 2010-11 was the fifth best in school history.
- The highest scoring sophomore in the ACC in 2010-11, ranked 12th in scoring average (13.6), second in free throw percentage (.828), eighth in 3-point field goals made (1.8) and 12th in 3-point percentage (.348).
- In 2010-11 ACC contests only, led the league in free throw percentage (.905).
- Scored in double figures 24 times in 2010-11, and scored a career-high 30 points at UNC.
- Shot a career-best 8-for-8 from the free throw line three times in 2010-11.
- As a freshman in 2009-10, averaged 10.9 ppg. and 3.6 rpg. in 27.1 mpg. to help her team to a 20-14 record; shot 40.0 percent (8-of-20) from 3-point range and 90.0 percent (9-of-10) from the free throw line.
- Led all freshmen in 2009-10 ACC regular-season games with 11.2 ppg. and ranked second among all ACC freshman in scoring.
- Scored a season-high 22 points in the win over TCU (12/6) and had a game-high 21 points against UCLA (3/21) in the 2010 NCAA Tournament.
- Her team-high 65 made 3-pointers in 2009-10 was one shy of the Wolfpack freshman record.
- Scored in double figures 18 times in 2009-10.
- Her 369 points was the most by an NC State freshman since 1997-98.

## High School Honors

- Sporting News preseason honorable mention as a senior in 2008-09.
- Tabbed All-Super-State as a junior in 2007-08.
- Named all-state three times and all-conference four times.

## High School Notes

- Played four years of high school basketball - first two seasons were played at Crete High School (2005-06 and 2006-07) and her final two seasons at Lincoln Southeast High School (2007-08 and 2008-09)
- Averaged 17.5 ppg., 5.4 rpg., 4.1 spg. and 3.3 apg. as a senior in 2008-09.
- Scored 1,544 points and made 143 3-pointers.
- Led her teams to a 97-6 record in four seasons, including three-straight 26-1 records her final three years.
- As a junior in 2007-08, averaged 18.0 ppg., 7.0 rpg. and 4.0 spg. and led Lincoln Southeast to a state championship by scoring 23 points in the title game over Millard West.
- Also led her clubs to the state title games as a sophomore (Crete HS) and as a senior.
- Was the state champion in the 800-meter track and field event as a sophomore.

## Personal Notes

- Born Marissa Lee Kastanek on May 31, 1990; has an older sister, Allie, a younger sister, Alexa, and a younger brother, Marcus.
- Majoring in psychology.
- Volunteered at elementary schools and coached a third grade boy's team while in high school.
- Member of the National Honor Society in high school and had a GPA in the top 10-percent of her graduating class of 500.



*Courtesy of NC State Athletics*

## College Statistics

YEAR	G/S	FGM-FGA	PCT	3PM-3PA	PCT	FTM-FTA	PCT	REB/AVG	PTS/AVG	AST	BLK	STL
2010-11	31/31	146-356	.410	57-164	.348	72- 87	.828	108/ 3.5	421/ 13.6	55	3	40
2009-10	34/33	127-323	.393	65-182	.357	50- 64	.781	122/ 3.6	369/ 10.9	48	1	47
<b>Totals</b>	<b>65/64</b>	<b>273-679</b>	<b>.402</b>	<b>122-346</b>	<b>.353</b>	<b>122-151</b>	<b>.808</b>	<b>230/ 3.5</b>	<b>790/ 12.1</b>	<b>103</b>	<b>4</b>	<b>87</b>



# #9 • Kevi Luper

GUARD • 5-10 • 7/6/90 • ORAL ROBERTS • 2013 • ADAIR, OK

## USA Basketball

- Named as a member of the 2011 USA Basketball Women's Pan American Games Team on Sept. 27, 2011.

## College Honors

- First Player in NCAA Division I History to Lead the Nation in points and steals in 2010-11.
- Associated Press All-America honorable mention in 2010 and 2011.
- *Sporting News* Preseason All-American third team in 2010-11.
- Associated Press All-American honorable mention in 2011.
- Summit League Player of the Year, Defensive Player of the Year and All-Summit League first team in 2010 and 2011.
- Three time Summit League Player of the Week in 2010-11.
- *Full Court Press* All-Freshman second team in 2010.
- Summit League Newcomer of the Year in 2010.
- Summit League 2010 All-Tournament Team.
- Seven time Summit League Player of the Week in 2009-10.
- Summit League Female Athlete of the Month (2/10/10).

## College Notes

- As a sophomore in 2010-11, became the first player in NCAA Division I history to lead the nation in points (23.7) and steals (3.7).
- Started in all 34 games and averaged 4.7 rpg. in 34.7 mpg. to help her team to a 23-11 record; shot 44.0 percent from the field, a team-best 38.0 percent from 3-point and 84.3 percent from the foul line.
- Summit's single-season scoring leader with 806 points in 2010-11.
- Ranks second in ORU single-season scoring, single-season steals (126), single-season made free throws (177) and single-season field goals made (283); lists third in ORU single-season free throw percentage (.843) and single-season field goal attempts (643); fourth in ORU single-season scoring average (23.7); and fifth in single-season free throw attempts (210).
- Posted a season-high 36 points on two occasions (North Texas and at Oakland) in 2010-11.
- Scored in double-figures in 31 of 34 games in 2010-11.
- Snatched a season-high 10 steals against Northeast Oklahoma State on January 3, 2011 and grabbed a season-best nine rebounds on two occasions (Tulsa and at Oakland) in 2010-11.
- Shot 6-of-6 from 3-point against Tulsa on November 16, 2010.
- Set a school record 17 made free throws (17-19) in a WNIT victory over Tulane on March 21, 2011.
- As a freshman in 2009-10, started in all 31 games played and averaged 24.4 ppg., which ranked sixth nationally, and led NCAA with 4.5 spg.
- Also contributed 5.2 rpg. and 2.4 apg. in 34.9 mpg. to help her team to a 23-10 record.
- Shattered 14 single-season school and league records and tied or set six single-game marks as a freshman and became the all-time leading scorer for a single season in Summit League history by scoring her 660th point at UMKC on Feb. 27, 2010.

- Also set single-season Summit League marks in field goals (260), field goal attempts (563), free-throws (194), free-throw attempts (235) and points per game.
- Swiped 10 steals against Centenary on Feb. 20 to become ORU's all-time single-season steals leader with 140.
- Ranked second among freshmen in NCAA history in total steals and fourth in total points (757).
- Scored 44 points in third collegiate game against La Salle on Nov. 20, 2009 for the most points scored in a single game in league history and knocked down 19 field goals in the contest, which was also a conference record and tied the all-time ORU mark.
- Grabbed 12 steals against Southern Utah on Dec. 5, 2009 setting an ORU record and tying for the most steals in a Summit League contest.
- Tied the all-time ORU mark by going 16-of-17 from the free-throw line against IUPUI on Feb. 13, 2010.
- Scored in double figures in all 30 contests, including 21 games of 20 or more points and eight of 30 or more points in 2009-10.
- Opened her collegiate career with four consecutive weekly accolades.

## High School Honors

- Named the Gatorade Player of the Year, State Athlete of the Year, Jim Thorpe Player of the Year and Ford Player of the Year in 2008-09.

## High School Notes

- Helped lead Adair High School to a state title in 2008-09 and a runner-up finish in 2006-07.
- Set the Adair High record with 2,070 career points.
- Averaged 23.7 points per game as a senior in 2008-09.
- Also lettered in track and cross country, earning all-state honors in both sports.
- Won the state title in the 800 meter event as a freshman and sophomore (2005-06 and 2006-07).
- Posted a runner-up finish at the state championship in cross country as a sophomore and junior (2006-07 and 2007-08).

## Personal Notes

- Born Kevi Lee Luper on July 6, 1990, in Tahlequah, Okla., to Kevin and Jamee Luper.
- Father, Kevin Luper, played collegiate football at Oklahoma State.
- Plans to major in pre-med.



Courtesy of Oral Roberts Athletics

## College Statistics

YEAR	G/S	FGM-FGA	PCT	3PM-3PA	PCT	FTM-FTA	PCT	REB/AVG	PTS/AVG	AST	BLK	STL
2010-11	34/34	283- 643	.440	63-164	.384	177-210	.843	159/ 4.7	806/ 23.7	29	7	126
2009-10	31/31	260- 563	.462	43-143	.301	194-235	.826	161/ 5.2	757/ 24.4	73	8	140
<b>Totals</b>	<b>65/65</b>	<b>543-1206</b>	<b>.450</b>	<b>106-307</b>	<b>.345</b>	<b>371-445</b>	<b>.834</b>	<b>320/ 4.9</b>	<b>1563/ 24.0</b>	<b>102</b>	<b>15</b>	<b>266</b>



# #5 • Valencia McFarland

GUARD • 5-4 • 118 • 10/21/91 • MISSISSIPPI • 2014 • EDWARDS, MS

## USA Basketball

- Named as a member of the 2011 USA Basketball Women's Pan American Games Team on Sept. 27, 2011.

## College Honors

- Southeastern Conference (SEC) All-Freshman Team in 2011.
- Waikiki Beach Marriott Rainbow

Wahnie Showdown All-Tournament team in 2010-11.

- MVP of Inn at Ole Miss Classic in 2010-11.

## College Notes

- As a freshman in 2010-11, started in 27 of 28 games played and averaged 13.3 ppg., 3.1 rpg. and 4.4 apg. in 37.0 mpg. as Ole Miss ended its season with a loss to South Carolina in the first round of the SEC Tournament with a 10-19 record.
- In 2010-11, led the team in minutes (1,037), field goals (135), free throw percentage (.720), assists (123), steals (42) and points (371), and was second on the team in scoring average, minutes per game, 3-pointers made (42), 3-point field goal percentage (25.5) and free throws made (59).
- Recorded 20 double-digit scoring games, including career-high 24 in a 70-61 win against Illinois (Nov. 28) in 2010-11.
- Scored the game-winning layup as the Rebels beat Gonzaga, 53-52 (Nov. 26) in 2010-11.
- Dished out a career-high 10 assists at Auburn on Jan. 13, 2011.
- Averaged the most points by an Ole Miss freshman (13.3) since 2003-04.
- Finished the year second in the SEC in minutes played (37.0), third in assists (123, 4.4), fourth in assist/turnover ratio (1.7) and seventh in scoring (13.3).

## High School Honors

- Two-time Mississippi Gatorade Player of the Year (2009 and 2010) and a two-time Mississippi Miss Basketball (2009 and 2010).
- *Clarion-Ledger's* Dandy Dozen from 2007-10 and three-time *Clarion-Ledger* All-State First Team (2007-10).
- Four time All-South State and All-Regional first team honoree.
- Named to the All-State first team in track and field from 2008-10.

## High School Notes

- Attended Raymond High School in Raymond, Miss.
- Lettered in basketball and track.
- Led her team to a 33-1 record as a senior in 2009-10.
- Won a 3A State Title in 2009 and was a Class 4A District Champion in 2010.
- Three-time 3A State District Champion.
- A 4A District Champion and a 4A South State Champion in 2010, set the 3A state record in the high jump as a sophomore (5'7").

## Personal Notes

- Born Valencia Treniece McFarland on Oct. 21, 1991 to David Daniels and Betty McFarland.



Courtesy of University of Mississippi Athletics

## College Statistics

YEAR	G/S	FGM-FGA	PCT	3PM-3PA	PCT	FTM-FTA	PCT	REB/AVG	PTS/AVG	AST	BLK	STL
2010-11	28/27	135-394	.343	42-165	.255	59-82	.720	88/ 3.1	371/ 13.3	123	1	42



# #12 • Katelan Redmon

GUARD/FORWARD • 6-1 • 155 • 10/11/88 • GONZAGA • 2012 • SPOKANE, WA

## USA Basketball

- Named as a member of the 2011 USA Basketball Women's Pan American Games Team on Sept. 27, 2011.

## College Honors

- All-West Coast Conference (WCC) in 2011.
- Two-time WCC Player of the Week in 2010-11 (11/15 and 1/31).

- WCC Newcomer of the Year in 2010.
- Pacific-10 Conference All-Freshman Team in 2008.

## College Notes

- As a junior in 2010-11, started in 35 of 36 games and averaged 16.7 ppg., 6.2 rpg. in 31.5 mpg. to help her team to a 31-5 record and the NCAA Tournament Elite Eight.
- One of five players in Gonzaga history to score 600-plus points in a season, scoring exactly 600 in 2010-11.
- Ended 2010-11 second on the team in rebounding and in field goal percentage and 30th in the country at 53.0 percent (258-of-487), was third on the team and 71st in the country in points per game.
- Recorded 11 20-plus point contests in 2010-11.
- Tallied a career-high 28 points, hitting 12 field goals and sinking four free throws at the University of North Dakota, Nov. 23, 2010.
- Grabbed a career-high 11 rebounds and added 25 points against the University of San Francisco, Jan. 22, 2011.
- As a sophomore in 2009-10, started in five of 32 games played to help Gonzaga to the NCAA Sweet Sixteen; ranked fourth on the team in points per game (11.1) and fourth in rebounds per contest (4.1) and had the best shooting percentage on the squad at 53.1 percent.
- Registered double-figure points in 21 contests in 2009-10.
- Scored double-figure points in all three 2010 NCAA Tournament games.
- Sat out 2008-09 due to NCAA transfer rules after transferring from the University of Washington to Gonzaga.
- Played at Washington as a freshman in 2007-08, started all 31 games, setting a Washington freshman record for games started; was the team's scoring leader with 11.8 ppg., also led the squad in field goals made (149) and field goals attempted (373), tied for second on the team in rebounding (4.5 rpg.), was third in steals (0.9 spg) and fifth in assists (1.5 apg).
- Tallied team-high 20 double-figure scoring games in 2007-08.
- Had best game of the season vs. UC Irvine with career-highs in points (20) and rebounds (9) on Dec. 2, 2007.
- In 2008 Pac-10 Tournament quarterfinal game vs. Arizona State (3/8/08), led the Huskies in both points (15) and rebounds (career-high tying 9).
- Made game-winning shot with three seconds on the clock to lift UW

over Purdue on Dec. 21, 2007.

## High School Honors


- Two-time *Street & Smith's* All-American honorable mention.
- Three-time All-Greater Spokane League first-team selection as a sophomore, junior and senior.
- All-GSL honorable mention as a freshman.

## High School Notes

- Four-year letterwinner and one-year team captain at Lewis and Clark High School.
- Led team to State 4A title as a junior and senior (2005-06 and 2006-07 and regional titles as a sophomore and junior (2004-05 and 2005-06).

## Personal Notes:

- Born on Oct. 11, 1988 to Chuck and Michelle Redmon.
- Grandfather Charles Redmon played basketball at Gonzaga.



*Courtesy of Oral Roberts Athletics*

## College Statistics

YEAR	G/S	FGM-FGA	PCT	3PM-3PA	PCT	FTM-FTA	PCT	REB/AVG	PTS/AVG	AST	BLK	STL
2010-11	36/35	258-487	.530	13- 49	.265	71- 85	.835	222/ 6.2	600/ 16.7	84	6	50
2009-10	32/ 5	153-288	.531	12- 38	.316	37- 53	.698	130/ 4.1	355/ 11.1	33	5	25
2008-09	DNP - transfer											
2007-08	31/31	149-373	.399	25 -85	.294	42- 61	.689	139/ 4.5	365/ 11.8	46	4	28
<b>Totals</b>	<b>99/71</b>	<b>560-1148</b>	<b>.488</b>	<b>50-172</b>	<b>.291</b>	<b>116-199</b>	<b>.583</b>	<b>491/ 4.9</b>	<b>1320/ 13.3</b>	<b>163</b>	<b>15</b>	<b>103</b>



# #13 • Kayla Standish

FORWARD • 6-2 • 165 • 11/19/89 • GONZAGA • 2012 • ELLENSBURG, WA

## USA Basketball

- Named as a member of the 2011 USA Basketball Women's Pan American Games Team on Sept. 27, 2011.

## College Honors:

- All-West Coast Conference (WCC) first team in 2011.
- WCC All-Tournament Team in 2011.

- Two-time WCC Player of the Week in 2010-11.
- WCC Player of the Month for December in 2010-11.

## College Notes:

- As a junior in 2010-11, started in all 36 games played and averaged 17.1 ppg. to become one of five players in Gonzaga history to score 600-plus points in a season (617); added team-highs of 8.4 rpg. and 1.6 bpg. while shooting a team-best 56.0 percent from the field, which ranked 13th in the nation. Helped Gonzaga to a 31-5 record and the NCAA Tournament Elite Eight.
- Averaged 21.3 ppg. and 6.3 rpg., while shooting 61.7 percent during Gonzaga's four-game 2011 NCAA Tournament run.
- Tallied a career-high 30 points against Iowa in the 2011 NCAA Tournament and followed that with 30 points against UCLA in the second round, the first time in school history a player registered back-to-back 30-plus point games.
- Recorded a career-high 19 rebounds on Feb. 12, 2011.
- Scored in double-figures in all but five games in 2010-11; including 12 20-plus point contests, 14 double-digit rebounding games and 10 double-doubles.
- As a sophomore in 2009-10, started in all 34 games played and averaged 8.1 ppg., 4.4 rpg. and a team-high 1.4 bpg. to help her team to a 29-5 record and an NCAA Tournament regional semifinal.
- Eleven times scored in double digits in 2009-10.
- Recorded a career-high seven blocks on Feb. 11, 2010.
- As a freshman in 2008-09, started in three of 34 games played and averaged 3.9 ppg. and 2.9 rpg. to help her team to a 27-7 record and the NCAA Tournament second round.

## High School Honors


- Four times named All-Central Washington Athletic Conference as well as all-state (2004-05 through 2007-08).
- Class 3A All-State Tournament first team (2005-06) and Class 2A State Tournament MVP (2006-07).

## High School Notes:

- Played four varsity seasons (2004-05 through 2007-08) at Ellensburg High School (Wash.), where she led her team to four state tournaments, three state titles and finished her career with 2,076 points.
- Averaged 18.6 ppg. and 10.0 rpg. as a junior in 2006-07.
- Averaged 22.3 ppg. and 10.0 rpg. as a sophomore in 2005-06.
- Also considered among the best volleyball players in the state and placed in the top four at state each year in both the 100-meter high hurdles and the triple jump.

## Personal Notes:

- Born on Nov. 19, 1989.
- Daughter of Dave Standish and Joni Leaman.



Courtesy of Gonzaga Athletics

## College Statistics:

YEAR	G/S	FGM-FGA	PCT	3PM-3PA	PCT	FTM-FTA	PCT	REB/AVG	PTS/AVG	AST	BLK	STL
2010-11	36/36	261-466	.560	9- 24	.375	86- 108	.796	304/ 8.4	617/ 17.1	43	59	45
2009-10	34/1	110-229	.480	7- 37	.189	48- 64	.750	151/ 4.4	275/ 8.1	30	49	35
2008-09	34/3	45-149	.302	16- 72	.222	28- 37	.757	98/ 2.9	134/ 3.9	16	18	26
<b>Totals</b>	<b>104/40</b>	<b>416-844</b>	<b>.493</b>	<b>32-133</b>	<b>.241</b>	<b>162-209</b>	<b>.775</b>	<b>553/ 5.3</b>	<b>1026/ 9.9</b>	<b>89</b>	<b>126</b>	<b>106</b>



# #8 • Breanna Stewart

FORWARD • 6-7 • 185 • 8/27/94 • CICERO-N. SYRACUSE H.S. • 2012 • N. SYRACUSE, NY

### USA Basketball Notes:

- **Gold Medals:** 2011 FIBA U19 World Championship, 2010 FIBA U17 World Championship, 2009 FIBA Americas U16 Championship.
- Named as a member of the 2011 USA Basketball Women's Pan American Games Team on Sept. 27, 2011.

- As a member of the 2011 USA U19 World Championship Team, averaged team-highs of 11.2 ppg. and 7.3 rpg. to go along with 1.7 bpg. to help the USA to a 7-1 record and gold medal at the 2011 FIBA U19 World Championship in Chile; shot 46.8 percent from the field (36-77 FGs)
- Named to the five-member All-FIBA U19 World Championship Team.
- Member of the 2010 USA U17 World Championship Team that posted a perfect 8-0 record in the inaugural FIBA U17 World Championship; averaged team second bests of 12.8 ppg. and 7.5 rpg. in 17.4 mpg.
- Helped the U.S. earn a 2-1 record to capture a pre-U17 World Championship tournament title in Spain against U17 national teams from Australia, Canada and Spain.
- Member of the 2009 USA U16 National Team, averaged 9.6 ppg., 3.6 rpg., 1.4 spg. and 1.4 bpg. in 19.0 mpg. to help the USA capture a 5-0 record, the gold medal at the 2009 FIBA Americas U16 Championship and a berth in the 2010 FIBA U17 World Championship.

### College Notes:

- Has verbally committed to attend and play for Connecticut in 2012-13.

### High School Honors:

- Gatorade New York Girls Basketball Player of the Year in 2011.
- Parade Magazine fourth team in 2010.
- ESPN Rise All-America second team in 2010.
- All-Section III first team in 2009.
- MVP of the 2008-09 Section III Tournament 2009.
- All-CNY second team as an eighth grader in 2007-08.

### High School Notes:

- Has played four varsity seasons at Cicero-North Syracuse High School (N.Y.), where she has played 93 games and compiled 1,668 points, 996 rebounds, 220 assists, 219 steals and 515 blocks.
- As a junior in 2010-11, led her team to a 22-3 record, the New York Section 3 and New York Class AA state titles; started all 25 games and averaged 24.3 ppg., 11.5 rpg., 3.0 apg., 2.8 spg. and 4.2 bpg.
- As a sophomore, started in all 22 games played as her team went 18-4; averaged 22.1 ppg., 13.2 rpg. and 7.2 bpg.
- As a freshman, averaged 17.0 ppg., 9.3 rpg. and 7.0 bpg. to help North Syracuse to a 21-3 record and the 2A regional final.

- As an 8th grader in 2007-08, started in 20 of 23 games played and averaged 9.1 ppg., 8.7 rpg. and 7.3 bpg.
- Played in the summers for the Syracuse Stars from 2004-09 and for the Philadelphia Belles since 2009.

### Personal Notes:

- Born on Aug. 27, 1994 in Syracuse, N.Y. and goes by the nickname 'Bre.'
- Daughter of Heather and Brian Stewart; has one younger brother, Conor.
- Is a scholar athlete and member of her school's honor roll.
- Aunt Casey Baldwin served in the U.S. Army Reserves and currently works for the FBI.
- Has volunteered locally on behalf of the Ronald McDonald House, the March of Dimes, the North Syracuse Optimist Girls Basketball Program and as part of a youth literacy-outreach program.



USA Basketball Photos

### USA Basketball Statistics:

TEAM	G/S	FGM-FGA	PCT	3PM-3PA	PCT	FTM-FTA	PCT	REB/AVG	PTS/AVG	AST	BLK	STL
2011 U19	9/3	36- 77	.468	0- 0	---	29- 39	.744	66/ 7.3	101/ 11.2	8	15	10
2010 U17	8/8	40- 70	.571	0- 1	.000	22- 38	.579	60/ 7.5	102/ 12.8	11	18	12
2010 U17X	3/2	12- 25	.480	0- 0	---	9- 16	.563	16/ 5.3	33/ 11.0	1	6	7
2009 U16	5/5	19- 36	.528	0- 3	.000	10- 13	.769	18/ 3.6	48/ 9.6	2	7	7
<b>Totals</b>	<b>25/18</b>	<b>107-208</b>	<b>.514</b>	<b>0- 4</b>	<b>.000</b>	<b>70-106</b>	<b>.660</b>	<b>160/ 6.4</b>	<b>284/ 11.4</b>	<b>22</b>	<b>36</b>	<b>36</b>



# #11 • April Sykes

GUARD/FORWARD • 6-1 • 187 • 7/30/90 • RUTGERS • 2012 • STARKVILLE, MS

## USA Basketball

- Named as a member of the 2011 USA Basketball Women's Pan American Games Team on Sept. 27, 2011.
- Named as a finalist for the 2011 USA Women's World University Games Team on May 25, 2011.
- Participated in the 2011 USA Women's

World University Games Team Trials in May in Colorado Springs, Colo.

- Participated in the 2008 USA U18 National Team Trials.

## College Honors:

- All-Big East second team (2011).

## College Notes:

- As a junior in 2010-11 started in 32 of 33 games played and averaged a team-high 14.1 ppg. to go along with 4.2 rpg., 1.6 apg. and 1.3 spg. in 33.2 mpg. to help Rutgers to a 20-13 record and the NCAA Tournament second round.
- Scored a career high 32 points against Boston College in 2010-11.
- As a sophomore in 2009-10, started in 11 of 34 games played and averaged 5.6 ppg., 3.5 rpg. and 1.2 apg. to help her team to a 19-15 record and an NCAA Tournament appearance.
- Recorded in 2009-10 six double-digit scoring outings; led all scorers for the first time in her career with 16 points in a win over Boston College.
- As a freshman in 2008-09, started in two of 30 games played and averaged 3.2 ppg. and 2.1 rpg. in 13.1 mpg. to help her team to a 21-13 record and the NCAA Tournament Regional Semifinals.
- Played in her first NCAA Tournament game against VCU on March 21, 2009.

## High School Honors:

- McDonald's and WBCA All-American in 2008.
- *Parade Magazine* All-America first team in 2008.
- *USA Today* All-USA second team in 2008.
- Gatorade Mississippi Player of the Year in 2008.
- Named all-state first team and to *The Clarion-Ledger* Dandy Dozen three times (2006, 2007, 2008).
- *Street & Smith's* All-America second team and MaxPreps All-America in 2005-06.

## High School Notes:

- Attended East Oktibbeha County High School in Crawford, Miss.
- Led the Mississippi High School Athletic Association in scoring as a junior and senior (2006-07 and 2007-08).
- As a senior in 2007-08, averaged 25.5 ppg., 10.6 rpg. and 2.0 bpg.
- Had five 40-plus point games as a junior in 2006-07.
- As a sophomore in 2005-06, averaged 32.0 ppg. and 14 rpg.
- Averaged 29.8 ppg., 11.0 rpg. and 5.0 bpg. as a freshman in 2004-05.

## Personal Notes:

- Born on July 30, 1990.
- Daughter of Regina Sykes; has four siblings, Marques, Maurice, Monica and Michael.



Courtesy of Rutgers Athletics

## College Statistics:

YEAR	G/S	FGM-FGA	PCT	3PM-3PA	PCT	FTM-FTA	PCT	REB/AVG	PTS/AVG	AST	BLK	STL
2010-11	33/32	184-428	.430	67-178	.376	29-40	.725	137/ 4.2	464/ 14.1	53	18	42
2009-10	34/11	73-249	.293	15-95	.158	30-38	.789	119/ 3.5	191/ 5.6	41	10	35
2008-09	30/2	35-128	.273	16-59	.271	9-15	.600	64/ 2.1	95/ 3.2	24	3	15
<b>Totals</b>	<b>73/69</b>	<b>292-805</b>	<b>.363</b>	<b>98-332</b>	<b>.295</b>	<b>68-93</b>	<b>.731</b>	<b>320/ 4.4</b>	<b>750/ 10.3</b>	<b>118</b>	<b>31</b>	<b>92</b>



# #15 • Avery Warley

CENTER • 6-3 • 210 • 5/17/87 • LIBERTY • 2012 • WASHINGTON, DC

## USA Basketball

- Named as a member of the 2011 USA Basketball Women's Pan American Games Team on Sept. 27, 2011.

## College Honors

- Four-time Big South Player of the Week in 2010-11 (12/7, 1/25, 2/15 and 3/8).

- All-Big South first team in 2010.
- Two-time Big South Player of the Week in 2009-10 (1/26 and 3/9).
- Virginia Sports Information Directors (VaSID) University Division All-State first team in 2011, second team in 2010 and Liberty's first VaSID Rookie of the Year in 2009.
- *Richmond Times-Dispatch* All-State honorable mention in 2010.
- Named to the 2010 Marriott Cavalier Classic all-tournament team, after averaging 11.0 ppg and 7.5 rpg in two games.
- Named to the 2009 Hokie Hardwood Classic all-tournament team after collecting 29 rebounds in two games, falling just two shy of the tournament record

## College Notes

- As a junior in 2010-11, started in all 33 games and averaged 13.5 ppg., 11.0 rpg. in 27.0 mpg. to help her team to a 22-11 record.
- Set Big South single-season rebounding record with 363 boards in 2010-11, also set the Big South Tournament rebound record with 48 in three tournament games.
- As a sophomore in 2009-10, started in all 33 games and averaged 11.0 ppg. and 8.5 rpg. in 26.5 mpg. to help her team to a 27-6 record.
- Led the Big South in field goal percentage (.603) for the second straight year in 2009-10, also ranked No. 2 in the conference in both rebounding (8.5 rpg) and double-doubles (11), as well as No. 8 in blocked shots (0.8 bpg).
- The leading rebounder for the nation's top-ranked team in rebounding margin and Liberty's second-leading scorer, at 11.0 ppg., in 2009-10.
- Her 128 offensive boards in 2009-10 ranked fifth in program history.
- Scored a career-high 26 points and grabbed 14 rebounds at High Point (1/30) in 2009-10.
- Made all nine of her field goal attempts in win over CSU in 2009-10, setting a Vines Center single-game field goal percentage record.
- Scored 17 points and grabbed a Liberty NCAA Tournament record and game-high 14 rebounds versus Kentucky (3/20) in 2009-10.
- As a freshman in 2008-09, started in all 33 games and averaged 25.2 ppg. and 7.8 rpg. to help her team to a 24-9 record.
- Paced the Big South with a .626 field goal percentage in 2008-09, while ranking No. 3 in the conference in blocked shots (1.4 bpg) and No. 4 in rebounds (7.8 rpg).

- Her 256 rebounds in 2008-09 were the second-most by a freshman in program history.
- Her 47 blocked shots in 2008-09 were the most by a Lady Flame since 2004-05.
- Notched 11 rebounds and a career-high four blocks as Liberty won its first-ever Preseason WNIT contest against UC Riverside (11/21) in 2008-09.
- Recorded her first career double-double (11 points, career-high 18 rebounds) during the title game of the Hokie Hardwood Classic (12/30) in 2008-09.
- Averaged 12.0 rpg. in Liberty's three 2009 Big South Championship contests, including a game-high 17 boards in the title game against Gardner-Webb (3/15); her 14 defensive rebounds versus the Bulldogs equaled the program Division I record.
- Led all players with nine rebounds against Louisville (3/22) in the first round of the 2009 NCAA Tournament.
- In 2007-08, redshirted during her first season at Liberty, did not appear in a game.

## High School Honors

- All-metro selection as a junior and a senior (2005-06 and 2006-07).
- Twice named player of the week as a junior in 2005-06.

## High School Notes

- Helped H.D. Woodson win the DCIAA championship as a freshman and senior (2003-04 and 2006-07)/
- Posted a double-double in the DCIAA title game her senior year, winning the 2007 MVP award.
- Averaged 12.0 ppg. and 10 rpg. as a junior in 2005-06.

## Personal Notes

- Daughter of William and Avis Warley.
- Birthday is on May 17, 1987.
- Psychology major, focusing on human services and counseling.



*Courtesy of Liberty Athletics*

## College Statistics

YEAR	G/S	FGM-FGA	PCT	3PM-3PA	PCT	FTM-FTA	PCT	REB/AVG	PTS/AVG	AST	BLK	STL
2010-11	26/23	155-250	.620	0- 0	---	87- 138	.630	363/ 11.0	397/ 12.0	26	38	33
2009-10	33/33	149-247	.603	0- 1	.000	66- 117	.564	282/ 8.5	364/ 11.0	13	26	32
2008-09	33/33	112-179	.626	0- 0	---	42- 81	.519	256/ 7.8	832/ 25.2	11	47	23
2007-08	Redshirt - DNP											
<b>Totals</b>	<b>92/89</b>	<b>416-676</b>	<b>.615</b>	<b>0- 1</b>	<b>.000</b>	<b>195-336</b>	<b>.580</b>	<b>901/ 9.8</b>	<b>1593/ 17.3</b>	<b>50</b>	<b>111</b>	<b>88</b>



# **USA Basketball Women's Pan American Games History (1955-2007)**



# FIFTEENTH PAN AMERICAN GAMES -- 2007

*Rio de Janeiro, Brazil*

*July 20-24, 2007*

Youth was a fine substitute for experience at the 2007 Women's Pan American Games. Comprised of college women who had the task of going against many foreign pros, the USA women, the youngest team in the field, became the first U.S. team to claim gold since 1987. The red, white and blue outscored host Brazil 30-13 in the fourth quarter of its July 24 championship tilt to capture a 79-66 win. Cuba (3-2) finished third.

In her first USA Basketball assignment as a head coach, Dawn Staley did what she always does - win. Staley, a five-time gold medal winner and three-time Olympian, improves her coaching record to 17-2 after spending last year as an assistant.

Matee Ajavon paced the U.S. in its opening 95-41 wallop of Colombia. Ajavon scored 15 points, and the red, white and blue sprung out to a 17-4 advantage five minutes into the contest, holding an 18-point lead, 32-14, after the first quarter.

In charge 78-35 after three quarters, Team USA posted its largest advantage - 55 points - in the fourth quarter of the contest. Nine players scored at least five points.

Emily Fox highlighted the red, white and blue scoring in game two, an 85-54 defeat of Argentina. Fox deposited 18 points off the bench. Team USA led 45-15 at the half after shooting 49 percent overall and 50 percent (8-of-16) from long range. Nicky Anosike and Marissa Coleman had the most hauls off the glass with eight boards each, as the team doubled its opponents' rebounding totals.

Coleman tallied 19 points, as the USA took down two-time defending Pan-Am champ Panama 78-63 to improve to 3-0. Tasha Humphrey scored nine points in the third quarter, and the USA put the game out of

reach with a 10-4 run to start the fourth quarter.

Canada put pressure on the red, white and blue early in game four, mounting a nine-point lead early in the first period. That was the largest deficit the U.S. faced during the competition, but Angel McCoughtry took care of it, putting her team in front for good with five points near the seven-minute mark in the second quarter en route to a 75-59 semifinal victory.

Playing in front of a host Brazilian crowd with the title on the line, Team USA hopped on the Ajavon express and did whatever they could along the way to help Matee out in a 79-66 gold medal win. Ajavon started slow with only three points in the first half, but she and her teammates sped off to a furious finish.

Both teams churned along to a 34-33 Brazil halftime advantage. Then Ajavon kicked her game into gear, scoring seven points in a 12-1 USA burst that gave the team a 44-40 advantage with 5:40 left in the third. Brazil, however, regained a 53-49 lead after three stanzas following a 13-5 run.

This time McCoughtry sparked another 12-1 run that began at the start of the fourth and lasted until the midway point. Brazil reduced the current 63-56 deficit to 65-62 with 3:27 to play, but Humphrey's three and Ajavon's lay-up ended any threat as the two-minute mark approached.

Ajavon finished with 27 points on 11-of-18 shooting from the field. That performance ranks tied for fifth for single game scoring by a USA player in the Pan Ams. Her 11 made field goals tied the USA record for most made field goals in a game.

## 2007 USA WOMEN'S PAN AMERICAN GAMES ROSTER

NAME	POS	HGT	WGT	AGE	SCHOOL	HOMETOWN
Matee Ajavon	G	5-8	150	21	Rutgers University	Newark, NJ
Nicky Anosike	F/C	6-4	190	21	University of Tennessee	Staten Island, NY
Jayne Appel	C	6-4	210	19	Stanford University	Pleasant Hill, CA
Marissa Coleman	G/F	6-1	185	20	University of Maryland	Cheltenham, MD
Emily Fox	G	5-9	153	20	University of Minnesota	Highlands Ranch, CO
Alexis Hornbuckle	G	5-11	160	21	University of Tennessee	Charleston, WV
Chardé Houston	F	6-0	187	21	University of Connecticut	San Diego, CA
Tasha Humphrey	F	6-3	205	21	University of Georgia	Gainesville, GA
Erlana Larkins	F/C	6-2	205	21	University of North Carolina	Riviera Beach, FL
Angel McCoughtry	F	6-1	160	20	University of Louisville	Baltimore, MD
Mel Thomas	G	5-9	160	21	University of Connecticut	Cincinnati, OH
Candice Wiggins	G	5-11	150	20	Stanford University	San Diego, CA

**HEAD COACH:** Dawn Staley, Temple University

**ASSISTANT COACH:** Kathy Delaney-Smith, Harvard University

**ASSISTANT COACH:** Bill Gibbons, The College of the Holy Cross

**TEAM PHYSICIAN:** Bruce Holladay, Crestview Hills, Kentucky

**ATHLETIC TRAINER:** Julie Campbell, Denver University

**TEAM LEADER:** Sue Donohoe, NCAA

**TEAM MANAGER:** Greg Callan, University of Colorado

### 2007 USA RESULTS (5-0)

USA	95	Colombia	41
USA	85	Argentina	54
USA	78	Cuba	63
USA	75	Canada	59
USA	79	Brazil	66

### 2007 PAN AMERICAN GAMES FINAL STANDINGS

1. USA (5-0)	5. Colombia (3-2)
2. Brazil (4-1)	6. Argentina (1-4)
3. Cuba (3-2)	7. Mexico (1-4)
4. Canada (2-3)	8. Jamaica (1-4)

## 2007 USA WOMEN'S PAN AMERICAN GAMES CUMULATIVE STATISTICS

	G/S	FGM-FGA	PCT	3PM-3PA	PCT	FTM-FTA	PCT	REB/AVG	PTS/AVG	AST	BLK	STL
Angel McCoughtry	5/0	25- 50	.500	7- 10	.700	6- 9	.667	28/ 5.6	63/ 12.6	4	2	6
Tasha Humphrey	5/5	21- 38	.553	10- 16	.625	6- 11	.545	27/ 5.4	58/ 11.6	7	0	3
Matee Ajavon	5/5	21- 43	.488	7- 15	.467	7- 14	.500	7/ 1.4	56/ 11.2	9	0	6
Marissa Coleman	5/0	15- 26	.577	6- 13	.462	11- 15	.733	21/ 4.2	47/ 9.4	7	2	2
Nicky Anosike	5/4	18- 38	.474	0- 0	----	8- 10	.800	32/ 6.4	44/ 8.8	8	6	11
Mel Thomas	3/0	7- 16	.438	3- 8	.375	8- 11	.727	2/ 0.7	25/ 8.3	2	0	2
Emily Fox	4/0	9- 18	.500	5- 9	.556	2- 2	1.000	4/ 1.0	25/ 6.3	6	0	3
Candice Wiggins	5/5	12- 32	.375	3- 12	.250	3- 4	.750	6/ 1.2	30/ 6.0	10	0	3
Jayne Appel	5/0	11- 17	.647	0- 0	----	2- 3	.667	12/ 2.4	24/ 4.8	3	5	3
Charde' Houston	4/1	8- 21	.381	0- 0	----	3- 6	.500	20/ 5.0	19/ 4.8	2	0	3
Alexis Hornbuckle	5/5	7- 25	.280	1- 6	.167	0- 2	.000	20/ 4.0	15/ 3.0	10	0	8
Erlana Larkins	5/0	3- 7	.429	0- 0	----	0- 4	.000	22/ 4.4	6/ 1.2	4	1	4
<b>USA TOTALS</b>	<b>5</b>	<b>157- 331</b>	<b>.474</b>	<b>42- 89</b>	<b>.472</b>	<b>56- 91</b>	<b>.615</b>	<b>216/ 43.2</b>	<b>412/ 82.4</b>	<b>72</b>	<b>16</b>	<b>54</b>
<b>OPP. TOTALS</b>	<b>5</b>	<b>95- 278</b>	<b>.342</b>	<b>24- 87</b>	<b>.276</b>	<b>69- 107</b>	<b>.645</b>	<b>146/ 29.2</b>	<b>283/ 56.6</b>	<b>44</b>	<b>8</b>	<b>39</b>



### 2007 USA WOMEN'S PAN AMERICAN GAMES TEAM

**Front Row (L-R):** Kathy Delaney-Smith, assistant coach; Candice Wiggins; Emily Fox; Mel Thomas; Marissa Coleman; Matee Ajavon; Alexis Hornbuckle; Julie Campbell, athletic trainer.

**Back Row (L-R):** Dawn Staley, head coach; Bill Gibbons, assistant coach; Angel McCoughtry; Charde' Houston; Nicky Anosike; Jayne Appel; Erlana Larkins; Tasha Humphrey; Greg Callan, manager.

**Not Pictured:** Bruce Holladay, team physician.

# FOURTEENTH PAN AMERICAN GAMES -- 2003

*Santa Domingo, Dominican Republic*

*August 2-6, 2003*

Capturing the women's basketball shiny silver hardware at the 2003 Pan American Games was a bright-eyed USA team that began training only two weeks prior to the event. It was a team comprised of young college players who faced more powerful and experienced teams from Cuba and Brazil, both featuring former Olympians.

Considering those factors, the USA's impressive 5-2 record and capturing of the silver medal was a remarkable journey. Several USA team and individual record-breaking performances will go into the U.S. Pan Am history book.

The USA's silver medal showing was a total team effort. Featuring five different players who finished as the team's top scorer in the USA's seven games, the United States boasted of eight players who finished scoring between 11.3 and 5.0 ppg. Brunson finished the competition as the USA's leading scorer and rebounder, averaging 11.3 ppg. and 5.6 rpg. The USA's balanced scoring attack also was assisted by Carey, who scored 9.6 ppg. on 46.4 percent shooting from 3-point, Benningfield added 9.1 ppg., Koehn contributed 8.9 ppg. and Strother tossed in 7.9 ppg.

The USA opened Pan American Games play against the familiar and the favorite Cuban team on Aug. 2. The USA enjoyed a 46-32 lead over the defending Pan American Games champs at halftime. But after regrouping at the intermission, Cuba outscored the USA 24-7 in the third quarter and went on to post an 84-62 win. Strother and Koehn each scored 11 points to lead the American squad.

On Aug. 3 the U.S. started what would become a five game win streak when it slipped past Canada 56-53 thanks to Brunson's double-

double of 12 points and 10 rebounds and Loree Moore's game-saving steal with eight seconds left. Powered by a surge in defensive intensity and 20 points on record-setting 6-for-6 shooting from 3-point by Carey, the USA gave its medal hopes a vital boost with a 77-64 upset of previous undefeated Brazil. The following evening, Aug. 5, the U.S. assured itself a medal round berth when it trounced Argentina 93-78. Five Americans scored in double figures in the win, led by Brunson and Moore with 12 each, followed by Carey, Hodges and Koehn, who scored 11 apiece. The North Americans completed their pool play by running away with a 109-54 win over host Dominican Republic. Koehn tied Carey's USA single game record for 3-pointers made in the first half alone, notching three in the first quarter and adding three more in quarter two. Koehn led all scorers with 23 points, followed by Benningfield's 21, while Strother and Tillis ended the game with 12 points apiece.

Key scoring by Nicole Powell, perfect 18-for-18 free throw shooting and gritty crunch-time defense kept the USA's gold medal dream alive as the U.S. earned a 75-69 semifinals overtime victory over Brazil on Aug. 8. Carey led all scorers with 18 points and dished out seven assists, Powell recorded 17 points, seven coming in the overtime, and added seven rebounds.

Rematched against Cuba with the gold medal on the line, the USA never led but was always in contention before eventually falling 75-64 to the defending champion. The USA was led by Brunson's 16 points, while Moore added 13 points, nine rebounds and a game best three steals.

## 2003 USA WOMEN'S PAN AMERICAN GAMES ROSTER

NAME	POS	HGT	WGT	AGE	SCHOOL	HOMETOWN
Jenni Benningfield	F	6-3	190	21	Vanderbilt University	Louisville, KY
Rebekkah Brunson	F	6-3	173	21	Georgetown University	Oxon Hill, MD
Jamie Carey	G	5-6	135	22	University of Texas	Thornton, CO
Roneeka Hodges	F	5-10	160	21	Florida State University	New Orleans, LA
Laurie Koehn	G	5-8	140	21	Kansas State University	Hesston, KS
Janel McCarville	F/C	6-2	235	20	University of Minnesota	Stevens Point, WI
Loree Moore	G	5-9	165	20	University of Tennessee	Harbor City, CA
Nicole Powell	F	6-2	170	21	Stanford University	Phoenix, AZ
Ann Strother	G	6-2	162	19	University of Connecticut	Castle Rock, CO
Lindsay Taylor	F	6-8	200	22	UC Santa Barbara	Chandler, AZ
Iceiss Tillis	F	6-4	165	21	Duke University	Tulsa, OK
Barbara Turner	F/G	6-0	172	19	University of Connecticut	Cleveland, OH

**HEAD COACH:** Debbie Ryan, University of Virginia

**ASSISTANT COACH:** Kathi Bennett, Indiana University

**ASSISTANT COACH:** Trina Patterson, University of Albany

**TEAM PHYSICIAN:** Kathryn Dec, Richmond, Virginia

**ATHLETIC TRAINER:** Carrie Haugen, University of Northern Colorado

### 2003 USA RESULTS (5-2)

Cuba	84	USA	62
USA	56	Canada	53
USA	77	Brazil	64
USA	93	Argentina	78
USA	109	Dominican Rep.	54
USA	75	Brazil	69 (OT)
Cuba	75	USA	64

### 2003 PAN AMERICAN GAMES FINAL STANDINGS

1. Cuba (6-1)
2. USA (5-2)
3. Brazil (5-2)
4. Canada (2-5)
5. Argentina (1-4)
6. Dominican Republic (0-5)

## 2003 USA WOMEN'S PAN AMERICAN GAMES CUMULATIVE STATISTICS

	G/S	FGM-FGA	PCT	3PM-3PA	PCT	FTM-FTA	PCT	REB/AVG	PTS/AVG	AST	BLK	STL
Rebekkah Brunson	7/7	28- 49	.571	1- 2	.500	22- 35	.629	39/ 5.6	79/ 11.3	5	6	10
Jamie Carey	7/7	20- 54	.370	13- 28	.464	14- 15	.933	11/ 1.6	67/ 9.6	16	0	5
Jenni Benningfield	7/7	26- 55	.473	3- 8	.375	9- 11	.818	27/ 3.9	64/ 9.1	8	5	5
Laurie Koehn	7/0	21- 36	.583	17- 30	.567	3- 3	1.000	8/ 1.1	62/ 8.9	4	1	3
Ann Strother	7/6	18- 45	.400	6- 21	.286	13- 16	.813	15/ 2.1	55/ 7.9	9	1	3
Loree Moore	7/7	20- 37	.541	1- 5	.200	4- 6	.667	27/ 3.9	45/ 6.4	10	2	18
Barbara Turner	7/0	9- 31	.290	2- 8	.250	18- 24	.750	22/ 3.1	38/ 5.4	6	2	2
Iceiss Tillis	7/0	15- 36	.417	3- 9	.333	2- 4	.500	17/ 2.4	35/ 5.0	5	1	8
Nicole Powell	7/1	10- 28	.357	3- 13	.231	11- 14	.786	29/ 4.1	34/ 4.9	11	0	5
Janel McCarville	7/0	9- 20	.450	0- 0	----	12- 17	.706	23/ 3.3	30/ 4.3	2	1	7
Roneeka Hodges	6/0	5- 15	.333	3- 8	.375	7- 10	.700	9/ 1.5	20/ 3.3	6	3	6
Lindsay Taylor	5/0	3- 4	.750	0- 0	----	1- 2	.500	4/ 0.8	7/ 1.4	0	1	0
<b>USA TOTALS</b>	7	184-410	.449	52-132	.394	116-157	.739	231/33.0	536/ 76.6	82	23	72
<b>OPP. TOTALS</b>	7	165-378	.437	22- 98	.224	123-175	.703	188/26.9	477/ 68.1	43	17	62



### 2003 USA WOMEN'S PAN AMERICAN GAMES TEAM

**Front Row (L-R):** Debbie Ryan, head coach; Laurie Koehn; Roneeka Hodges; Rebekkah Brunson; Ann Strother; Barbara Turner; Loree Moore; Jamie Carey; Carrie Haugen, athletic trainer.

**Back Row (L-R):** Kathi Bennett, assistant coach; Trina Patterson, assistant coach; Janel McCarville; Iceiss Tillis; Lindsay Taylor; Nicole Powell; Jenni Benningfield; Felicia Allen, team manager.

**Not Pictured:** Kathryn Dec, team physician.

# THIRTEENTH PAN AMERICAN GAMES -- 1999

*Winnipeg, Canada  
July 31-August 8, 1999*

If medals were awarded on how far a team had come, then the 1999 USA Pan American Games women's basketball squad would have been a shoo-in for a gold. For a team that only began training together on July 17, a 4-3 overall record and the capturing of the bronze medal was remarkable feat, especially considering that the competition included both Brazil and Cuba, who fielded teams that contained the nucleus of their 2000 Olympic teams.

With the USA playing it its first Pan Am competition since 1991, Amy Herrig and Michelle Marciniak came off the bench to account for 15 and 13 points, respectively, to spark the USA to a 63-55 victory over Argentina in the opener. One day later, the USA found points hard to come by as Cuba took advantage of the American misses and routed the Americans 95-64. Cuba, featuring nine players from its 1998 World Championship Team that finished seventh, not only scored the most points ever against a U.S. Pan Am team, but its 31 point margin of victory was the largest ever against the U.S. Lynn Pride finished with 15 points, Marciniak added 12 and Ito Umoh tossed in 10 points.

The USA seemed to get back on the winning track with a 92-80 victory over the Dominican Republic as Pride scored 20 points. The USA record fell to 2-2 despite playing an impressive first half of basketball that saw the Americans jump out to a 47-34 halftime advantage, it wasn't enough as undefeated Brazil rallied in the second half to outscore the U.S. 43-25 and claim a 77-72 victory in preliminary play. Edwina Brown led the USA with 16 points and nine rebounds.

For the 15th consecutive time in Pan American Games play, the USA women came out on the winning end of a battle with Canada, as

guards Marciniak and Brown combined to account for 32 points in the USA's 62-46 win over the host Canadians on Aug. 4. The win earned the U.S. the No. 3 seed for the semifinals and a rematch with No. 2 seed Cuba.

The USA's attempt at revenge against Cuba for its first round loss fell short as Cuba earned an 87-78 win in semifinal play and eliminated the USA from the hunt for the gold medal. Brown led the U.S. with 18 points and added four rebounds, six assists and five steals in 39 minutes. Pride added 15 points and six rebounds, Sylvia Crawley finished with 10 points and eight boards and Marciniak added 10 points, five assists.

Well aware that the USA women had medaled in every previous Pan American Games basketball competition, 16 first half points from Herrig helped the U.S. keep that streak alive with a stunning 85-59 upset of Brazil in the bronze medal game.

The USA again got off to a fast start and retired to the locker room in charge, 42-26. But unlike the first meeting when Brazil stormed back in the second half to take a 77-72 win, the USA offense this time remained potent, and its defense kept Brazil from finding its rhythm. Brown made 8-of-14 shots from the field to finish with a team high 19 points, while equaling a team high of eight rebounds and adding eight assists and three steals. Herrig finished with 18 points and added eight rebounds, Marciniak recorded 15 points, seven assists and three steals and Pride had 14 points and seven rebounds.

## 1999 USA WOMEN'S PAN AMERICAN GAMES ROSTER

NAME	POS	HGT	WGT	AGE	AFFILIATION/SCHOOL	HOMETOWN
Edwina Brown	F	5-10	165	21	University of Texas	Lockhart, TX
Sylvia Crawley	C	6-5	160	26	Portland Power/North Carolina	Wintersville, OH
Beth Cunningham	G	6-0	152	24	Philadelphia Rage/Notre Dame	Bloomington, IN
Katryna Gaither	F	6-3	170	23	San Jose Lasers/Notre Dame	Wappingers Falls, NY
Amy Herrig	C	6-5	175	22	University of Iowa	Dubuque, IA
Michelle Marciniak	G	5-9	159	25	Nashville Noise/Tennessee	Macungie, PA
Danielle McCulley	F/C	6-3	175	24	Portland Power/Western Kentucky	Gary, IN
Lynn Pride	F/G	6-2	178	20	University of Kansas	Arlington, TX
Ito Umoh	G	5-7	155	22	Clemson University	Hephzibah, GA
DeMya Walker	F	6-3	160	21	University of Virginia	Mt. Holly, NJ
Umeki Webb	G	5-10	155	24	Phoenix Mercury/North Carolina St.	Dallas, TX
Dana Wynne	F	6-2	170	24	Colorado Explosion/Seton Hall	Orange, NJ

**HEAD COACH:** Nell Fortner, USA Basketball

**ASSISTANT COACH:** Peggie Gillom, Texas A&M

**ASSISTANT COACH:** Denise Curry, Cal State Fullerton

**TEAM PHYSICIAN:** Dave Walden, Colorado Springs, Colorado

**ATHLETIC TRAINER:** Chrissy Price, University of Washington

### 1999 USA RESULTS (4-3)

USA	63	Argentina	55
Cuba	95	USA	64
USA	92	Dominican Rep.	80
Brazil	77	USA	72
USA	62	Canada	46
Cuba	87	USA	78
USA	85	Brazil	59

### 1999 PAN AMERICAN GAMES FINAL STANDINGS

1. Cuba (6-1)
2. Canada (3-4)
3. USA (4-3)
4. Brazil (5-2)
5. Argentina (2-4)
6. Dominican Republic (0-6)

# 1999 USA WOMEN'S PAN AMERICAN GAMES CUMULATIVE STATISTICS

	G/S	FGM-FGA	PCT	3PM-3PA	PCT	FTM-FTA	PCT	REB/AVG	PTS/AVG	AST	BLK	STL
Michelle Marciniak	7/5	36- 78	.462	6- 18	.333	16- 19	.842	18/ 2.6	94/ 13.4	27	0	11
Edwina Brown	7/6	35- 65	.538	2- 3	.667	21- 26	.808	36/ 5.1	93/ 13.3	28	2	17
Lynn Pride	7/6	33- 78	.423	0- 2	.000	24- 34	.706	49/ 7.0	90/ 12.9	18	5	11
Amy Herrig	7/3	15- 28	.536	0- 1	.000	16- 18	.889	34/ 4.9	46/ 6.6	8	1	3
Danielle McCulley	6/2	18- 48	.375	0- 4	.000	9- 11	.818	28/ 4.7	45/ 7.5	5	4	1
Beth Cunningham	7/0	11- 36	.306	10- 32	.313	4- 6	.667	4/ 0.6	36/ 5.1	2	0	1
Sylvia Crawley	6/3	14- 31	.452	0- 0	----	5- 7	.714	19/ 3.2	33/ 5.5	2	5	1
Dana Wynne	7/2	10- 19	.526	0- 0	----	5- 8	.625	18/ 2.6	25/ 3.6	1	1	6
Ito Umoh	7/3	9- 23	.391	1- 5	.200	5- 5	1.000	12/ 1.7	24/ 3.4	9	0	7
Umeki Webb	6/0	6- 14	.429	0- 2	.000	3- 3	1.000	4/ 0.7	15/ 2.5	5	0	3
DeMya Walker	5/0	3- 7	.429	0- 0	----	2- 4	.500	13/ 2.6	8/ 1.6	2	0	0
Katryna Gaither	6/0	2- 5	.400	0- 0	----	3- 4	.750	8/ 1.3	7/ 1.2	0	0	2
<b>USA TOTALS</b>	7	192-432	.444	19- 67	.284	113-145	.779	272/38.9	516/ 73.7	104	18	63
<b>OPP. TOTALS</b>	7	182-410	.444	30- 81	.370	105-136	.772	215/30.7	499/ 71.3	96	22	67



## 1999 USA WOMEN'S PAN AMERICAN GAMES TEAM

**Sitting (L-R):** Leigh Grandy, support staff; Edwina Brown; Umeki Webb; Michelle Marciniak; Ito Umoh; Beth Cunningham; Lynn Pride; Chrissy Price, athletic trainer.

**Standing (L-R):** Peggie Gillom, assistant coach; Denise Curry, assistant coach; Dana Wynne; Danielle McCulley; Katryna Gaither; Sylvia Crawley; DeMya Walker; Amy Herrig; Nell Fortner, head coach.

# TWELFTH PAN AMERICAN GAMES -- 1995

*Mar del Plata, Argentina*

*March 19-25, 1995*

One of the most talented American women's basketball teams in Pan American Games history was denied a chance to win the gold medal when the 1995 Pan American Games women's basketball competition was cancelled just weeks before its scheduled start.

The United States Olympic Committee and USA Basketball were notified March 3 that COPAN, the organizing committee for the Games, had cancelled the women's tournament because only four teams were confirmed to play. Under the regulations of the Pan American Sports Organization, the field must include a minimum of five teams in the Pan American Games.

The USOC and USA Basketball were notified on February 28 that only four teams had entered after Puerto Rico experienced difficulties in formalizing its entry. Several efforts to find a fifth team to enter were made and a plea to PASO was made to conduct the tourney with the four teams -- USA, Argentina, Brazil and Cuba -- but both appeals were unsuccessful.

"Obviously, USA Basketball is very disappointed that, for the first time since 1955, no women's basketball competition will be held in the Pan American Games," said Warren S. Brown, Executive Director of USA Basketball. "We particularly feel badly for our athletes and coaches, who went through trials and had trained diligently to represent the United States and bring home the gold medal."

"All possible avenues to hold a women's basketball competition were exhausted by the USOC and USA Basketball. Both organizations deeply regret that there will be no women's competition at the 1995 Pan American Games," added Brown.

"The USOC shares the frustration of this fine team, its coaches, and the officials of the USA Basketball, who had put together a trials, a strong team, and a staff dedicated to winning the gold medal in a tough field," added USOC President LeRoy Walker. "We had looked forward to bringing this team into the living rooms of millions of Americans through our Pan Am Games television package and I know our fans will also be disappointed in this turn of events."

USA Basketball conducted trials for the women's Pan Am Games Team at the Olympic Training Center in Colorado Springs, February 25-27. Following trials, the 12-member USA squad trained together in Colorado Springs until the cancellation was announced.

"Obviously we are extremely disappointed that this happened," said USA head coach Paula Edney. "I think it is disappointing because the world of women's basketball is missing something really special by having this competition cancelled. I think that it was a very, very special team. From the moment they were selected and began practice, the chemistry was there and I really believe that this team would have brought that gold medal back. I am disappointed that we didn't have the opportunity to do that."

"I think when I say this I speak for everyone on the team, that we are all disappointed," said USA team member Sheryl Swoopes. "Not so much about the Pan Am Games being cancelled, but because none of us really got the opportunity to prove to the people that we have a team that was capable of winning the gold and bringing the gold back home."

## 1995 USA WOMEN'S PAN AMERICAN GAMES ROSTER

NAME	POS	HGT	WGT	AGE	SCHOOL	HOMETOWN
Edna Campbell	G	5-8	140	26	University of Texas	Pittsburgh, PA
Sylvia Crawley	C	6-5	160	22	University of North Carolina	Wintersville, OH
Karen Deden	C	6-4	165	25	University of Washington	Missoula, MT
Dena Evans	G	5-5	130	24	University of Virginia	Deer Park, TX
Molly Goodenbour	G	5-6	135	22	Stanford University	Waterloo, IA
Melody Howard	G	5-8	143	22	Southwest Missouri State University	Springfield, MO
Carla McGhee	C	6-2	170	26	University of Tennessee	Stone Mountain, GA
Tari Phillips	F	6-3	185	26	University of Central Florida	Winter Park, FL
Dawn Staley	G	5-6	128	25	University of Virginia	Philadelphia, PA
Katy Steding	F	6-0	160	27	Stanford University	Tualatin, OR
Sheryl Swoopes	G	6-0	145	23	Texas Tech University	Lubbock, TX
Valeria Whiting	F	6-3	205	22	Stanford University	Wilmington, DE

**HEAD COACH:** Paula Edney, Athletes In Action

**ASSISTANT COACH:** Tonya Edwards, Northwestern Community High School (MI)

**ASSISTANT COACH:** Cindy Noble-Hauserman, Centre College

**TEAM PHYSICIAN:** Brock Schnebel, Oklahoma City, Oklahoma

**ATHLETIC TRAINER:** Gina Lorence-Konin, Wilmington, Delaware

# 1995 USA WOMEN'S PAN AMERICAN GAMES CUMULATIVE STATISTICS

The 1995 Pan American Games women's basketball competition was cancelled



## 1995 USA WOMEN'S PAN AMERICAN GAMES TEAM

**Sitting (L-R):** Paula Edney, head coach; Dena Evans; Edna Campbell; Melody Howard; Molly Goodenbour; Dawn Staley; Tonya Edwards, assistant coach.

**Standing (L-R):** Cindy Noble-Hauserman, assistant Coach; Sheryl Swoopes; Valeria Whiting; Tari Phillips; Sylvia Crawley; Karen Deden; Carla McGhee; Katy Steding; Gina Lorence-Konin, athletic trainer.

**Not Pictured:** Brock Schnebel, team physician.

# ELEVENTH PAN AMERICAN GAMES -- 1991

*Havana, Cuba*

*August 3 - 17, 1991*

With high expectations back at home, the USA women's team entered the 1991 Pan American Games competition looking for a "three-peat." Two losses by a combined total of eight points, however, cost the United States the Pan Am hat trick and earned them the bronze.

The U.S. started off impressively. Behind a 20-point performance by 6-0 Bridgette Gordon, the U.S. recorded a strong 87-70 win over its rival to the North, Canada. Squaring off against South American power Brazil one day after defeating Canada, the Americans dominated the opening minutes, taking control 18-3 with 13:09 left.

The USA's advantage reached 26-8, but Brazil reeled off 14 consecutive points to close the gap to 26-22. Foul trouble plagued the U.S. squad, and by halftime Brazil had taken control, 45-40. Neither team could pull away from the other in the second half, and after a Jennifer Azzi three-point basket the contest was even, 81-81 with 2:20 to play. Brazil's Hortencia Marcari hit a short jumper with 32 seconds remaining to give Brazil an 85-82 edge, but Katrina McClain scored on her own jumper to pull the U.S. within one, 85-84, with 18 seconds left. Forced to foul in the closing seconds, Brazil made two free throws in the final 14 seconds to secure the 87-84 upset. Teresa Edwards led the U.S. attack with 20 points and McClain added 16. The U.S. shot a dismal 39.7 percent from the field.

The United States answered the loss with a lopsided 97-40 victory over Argentina. Leading 52-30 by half, the U.S. aggressive defense limited Argentina to just 10 second-half points (three field goals). McClain led the U.S. with 20 points and 10 rebounds, while Teresa Edwards accounted for 18 points. Three days after the win over Argentina, in

front of a standing-room only crowd numbering 15,000, the USA squad faced host Cuba, who one day earlier had fallen to Brazil 90-87.

Although the outcome of this game would not make a difference in the semifinal matchup (the USA and Cuba were already scheduled to meet in the semifinals), the USA pulled out a 91-71 win. Leading by five, 45-40, at half, the U.S. went on a 17-4 scoring run at the start of the second half and never looked back. Four U.S. players notched double digit points as Teresa Edwards reached 20 for the third outing of the tourney. Gordon, Medina Dixon and Azzi chipped in 13, 11 and 10 points, respectively.

USA hopes of capturing the gold medal were dashed in the semifinals when Cuba avenged its earlier loss to the U.S. by handing the Americans an 86-81 defeat. Unlike the first game when the U.S. was able to get out and run, Cuba controlled the tempo and led at half 37-34. Cuba led 77-74 with 2:40 to play, and Cuba's Regla Hernandez scored the host country's next six points. Cuba held off the U.S. for a 86-81 win. Hernandez finished with 28 points, while Teresa Edwards led the U.S. with 22.

Facing Canada in the bronze medal game, the contest was virtually over after the first six minutes as the USA women sprinted out to a 19-2 advantage and eventually settled for a 92-61 win. Teresa Edwards led the U.S. effort with 22 points, while McClain and Gordon each added 16 points.

Brazil went on to clinch the gold medal with a 97-76 victory over host Cuba.

## 1991 USA WOMEN'S PAN AMERICAN GAMES ROSTER

NAME	POS	HGT	WGT	AGE	SCHOOL	HOMETOWN
Jennifer Azzi	G	5-8	140	22	Stanford University	Oak Ridge, TN
Medina Dixon	F	6-3	165	28	Old Dominion University	Norfolk, VA
Michelle Edwards	G	5-9	145	25	University of Iowa	Boston, MA
Teresa Edwards	F	5-11	155	26	University of Georgia	Atlanta, GA
Bridgette Gordon	F	6-0	158	24	University of Tennessee	Deland, FL
Sonja Henning	G	5-7	135	21	Stanford University	Kenosha, WI
Venus Lacey	C	6-4	190	24	Louisiana Tech University	Ruston, LA
Andrea Lloyd	F	6-2	160	25	University of Texas	Moscow, ID
Katrina McClain	F	6-2	175	25	University of Georgia	Atlanta, GA
Andrea Stinson	G	5-10	145	23	North Carolina State University	Cornelius, NC
Regina Street	C	6-4	176	28	Memphis State University	Memphis, TN
Lynette Woodard	G	6-0	152	31	University of Kansas	Wichita, KS

**HEAD COACH:** C. Vivian Stringer, University of Iowa

**TEAM LEADER:** Susan Blackwood, University of Texas

**ASSISTANT COACH:** Joan Bonvicini, University of Arizona

**ASSISTANT COACH:** Marianne Stanley, Univ. of Southern California

**TEAM PHYSICIAN:** Jim Nevins, San Diego, California

**ATHLETIC TRAINER:** Lisa Van Landshoot, Harvard University

### 1991 USA RESULTS (4-2)

USA	87	Canada	70
Brazil	87	USA	84
USA	97	Argentina	40
USA	91	Cuba	71
Cuba	86	USA	81
USA	92	Canada	61

### 1991 PAN AMERICAN GAMES FINAL STANDINGS

1. Brazil (6-0)
2. Cuba (3-3)
3. United States (4-2)
4. Canada (1-5)
5. Argentina (0-4)

# 1991 USA WOMEN'S PAN AMERICAN GAMES CUMULATIVE STATISTICS

	G/S	FGM-FGA	PCT	3PM-3PA	PCT	FTM-FTA	PCT	REB/AVG	PTS/AVG	AST	BLK	STL
Teresa Edwards	6/6	43- 84	.512	8- 22	.364	14- 16	.875	8/ 1.3	108/ 18.0	26	2	16
Katrina McClain	6/6	33- 63	.524	0- 0	----	26- 38	.684	53/ 8.8	92/ 15.3	10	1	7
Bridgette Gordon	6/6	29- 59	.492	0- 3	.000	10- 13	.769	12/ 2.0	68/ 11.3	7	0	12
Venus Lacy	5/0	14- 25	.560	0- 0	----	19- 25	.760	19/ 3.8	47/ 9.4	1	2	3
Medina Dixon	6/0	18- 28	.643	0- 0	----	11- 13	.846	25/ 4.2	47/ 7.8	12	1	6
Andrea Lloyd	6/6	18- 27	.667	0- 0	----	10- 16	.625	34/ 5.7	46/ 7.7	3	1	18
Jennifer Azzi	6/3	13- 31	.419	9- 16	.563	5- 6	.833	3/ 0.5	40/ 6.7	10	0	8
Michelle Edwards	6/0	12- 25	.480	0- 1	.000	4- 5	.800	3/ 0.5	28/ 4.7	1	0	7
Sonja Henning	6/3	6- 13	.462	1- 1	1.000	5- 6	.833	2/ 0.3	18/ 3.0	11	0	6
Andrea Stinson	6/0	6- 26	.231	0- 0	----	6- 8	.750	8/ 1.3	18/ 3.0	6	0	5
Regina Street	4/0	2- 5	.400	0- 0	----	7- 8	.875	8/ 2.0	11/ 2.8	0	0	4
Lynette Woodard	4/0	3- 10	.300	0- 0	----	3- 4	.750	2/ 0.5	9/ 2.3	1	0	3
<b>USA TOTALS</b>	6	197-396	.497	18- 43	.419	120-158	.759	177/29.5	532/ 88.7	88	7	95
<b>OPP. TOTALS</b>	6	149-363	.410	16- 60	.267	101-141	.716	131/21.8	415/ 69.2	80	0	76



## 1991 USA WOMEN'S PAN AMERICAN GAMES TEAM

**Front Row (L-R):** Michelle Edwards; Sonja Henning; Jennifer Azzi; Andrea Stinson; C. Vivian Stringer, head coach.

**Middle Row (L-R):** Joan Bonvicini, assistant coach; Teresa Edwards; Andrea Lloyd; Katrina McClain; Bridgette Gordon; Marianne Stanley, assistant coach.

**Back Row (L-R):** Lisa Van Landshoot, athletic trainer; Lynette Woodard; Medina Dixon; Regina Street; Venus Lacy; Lynn Norenberg, chief of mission.

# TENTH PAN AMERICAN GAMES -- 1987

## *Indianapolis, Indiana, USA*

### *August 7-23, 1987*

With its attention focused sharply on repeating as the Pan American Games gold medalist, a feat the USA women had not accomplished since capturing consecutive titles at the 1963, 1959 and 1955 Pan American Games, the USA women emerged from the 1987 Pan American Games unbeaten and in possession of the gold medal.

Things, however, did not start smoothly for head coach Jody Conradt. First, 6-1 guard Cindy Brown injured her knee and missed the entire competition, then five minutes into the opening game against Peru, 5-5 starting point guard Kamie Ethridge injured her knee and would not play again in the competition. The team, however, overcame its adversities and marched to a 4-0 record to win the gold in Indianapolis, Ind.

Opening game opponent Peru was no match for the powerful USA squad. Led by 14 points from Teresa Edwards, Clarissa Davis, Cynthia Cooper and Alisa Scott, the U.S. women placed eight players in double figures in a 110-41 thumping of Peru. A strong Brazilian team loomed next for the U.S. women, and behind Edwards' 26 points (11-16 FGs), and strong efforts of 19 points and 12 rebounds from Katrina McClain as well as 14 points and 15 rebounds from Anne Donovan, the USA withstood a late Brazil rally for an 84-81 win.

Meeting Cuba for the right to advance to the gold medal game, the U.S. trailed at half 42-40 and trailed 54-47 with just under 16 minutes to play. Needing a spark, Coach Conradt called on USC 5-10 standout Cooper. Cooper came in off the bench and ignited the USA to a 23-6 second half scoring surge, and the U.S. went on to claim an 85-80 win. Cooper led the U.S. with 14 points, while Davis, Edwards and McClain each accounted for 10 points in the victory.

Facing Brazil and its renowned player Hortencia Marcari again, this time in a game to decide the gold medal, the United States earned a 111-87 victory despite Marcari's 30 points. Leading 53-50 at half, the USA, behind McClain's 23 second-half points and 11 second-half rebounds outscored Brazil 58-37 and rolled to the victory. McClain finished with 30 points, while Edwards added 17 and Davis tossed in 16 points in the win.

## 1987 USA WOMEN'S PAN AMERICAN GAMES ROSTER

NAME	POS	HGT	WGT	AGE	SCHOOL	HOMETOWN
Cindy Brown	F	6-1	155	22	Long Beach State University	Portland, OR
Cynthia Cooper	G	5-10	145	22	University of Southern California	San Antonio, TX
Clarissa Davis	F	6-1	159	20	University of Texas	San Antonio, TX
Anne Donovan	C	6-8	180	25	Old Dominion University	Ridgewood, NJ
Teresa Edwards	G	5-11	155	23	University of Georgia	Cairo, GA
Kamie Ethridge	G	5-5	125	23	University of Texas	Lubbock, TX
Jennifer Gillom	C	6-3	178	23	University of Mississippi	Abbeville, MS
Fran Harris	F	6-0	160	22	University of Texas	Dallas, TX
Andrea Lloyd	F	6-2	160	21	University of Texas	Moscow, ID
Katrina McClain	F	6-2	175	21	University of Georgia	Charleston, SC
Alisa Scott	G	5-9	152	22	University of Mississippi	Vicksburg, MS
Sue Wicks	F	6-3	155	20	Rutgers University	Center Moriches, NY

**HEAD COACH:** Jody Conradt, University of Texas

**ASSISTANT COACH:** Colleen Matsuhara, University of Texas

**MANAGER:** Lin Dunn, Purdue University

**ATHLETIC TRAINER:** Heidi Messerschmitt, Santa Rosa, California

### 1987 USA RESULTS (4-0)

USA	110	Peru	41
USA	84	Brazil	81
USA	85	Cuba	80
USA	111	Brazil	87

### 1987 PAN AMERICAN GAMES FINAL STANDINGS

1. United States (4-0)
2. Brazil (3-2)
3. Canada (5-1)
4. Cuba (4-3)
5. Mexico (2-4)
6. Peru (0-5)
7. Colombia (0-3)

# 1987 USA WOMEN'S PAN AMERICAN GAMES CUMULATIVE STATISTICS

	G/S	FGM-FGA	PCT	3PM-3PA	PCT	FTM-FTA	PCT	REB/AVG	PTS/AVG	AST	BLK	STL
Katrina McClain	4/4	23- 40	.575	0- 0	----	25- 35	.714	40/10.0	71/ 17.8	2	3	4
Teresa Edwards	4/4	31- 54	.574	0- 3	.000	5- 10	.500	11/ 2.8	67/ 16.8	23	0	8
Clarissa Davis	4/4	20- 39	.513	0- 1	.000	11- 16	.688	16/ 4.0	51/ 12.8	3	0	6
Jennifer Gillom	4/0	16- 33	.485	0- 0	----	6- 8	.750	23/ 5.8	38/ 9.5	1	3	4
Anne Donovan	4/4	16- 28	.571	0- 0	----	4- 6	.667	35/ 8.8	36/ 9.0	4	13	1
Fran Harris	4/3	17- 41	.415	0- 1	.000	2- 6	.333	15/ 3.8	36/ 9.0	18	0	6
Cynthia Cooper	4/0	10- 21	.476	5- 8	.625	4- 10	.400	5/ 1.3	29/ 7.3	10	0	3
Andrea Lloyd	4/0	11- 18	.611	0- 0	----	5- 8	.625	16/ 4.0	27/ 6.8	11	1	4
Alisa Scott	4/0	5- 11	.455	1- 1	1.000	8- 10	.800	7/ 1.8	19/ 4.8	6	0	3
Sue Wicks	4/0	7- 15	.467	0- 0	----	2- 5	.400	14/ 3.5	16/ 4.0	1	4	1
Kamie Ethridge	1/1	0- 0	----	0- 0	----	0- 0	----	0/ 0.0	0/ 0.0	1	0	2
Cindy Brown	Injured											
<b>USA TOTALS</b>	4	156-300	.520	6- 14	.429	72-114	.632	182/45.5	390/ 97.5	80	24	42
<b>OPP. TOTALS</b>	4	112-266	.421	23- 70	.329	42- 62	.677	113/28.3	289/ 72.3	55	6	31



## 1987 USA WOMEN'S PAN AMERICAN GAMES TEAM

*Sitting (L-R): Cynthia Cooper; Kamie Ethridge; Alisa Scott; Teresa Edwards; Fran Harris.*

*Kneeling (L-R): Andrea Lloyd; Clarissa Davis; Jennifer Gillom; Katrina McClain; Sue Wicks.*

*Standing (L-R): Jody Conratt, head coach; Lin Dunn, manager; Cindy Brown; Anne Donovan; Heidi Messerschmitt, athletic trainer; Colleen Matsuhara, assistant coach.*

# NINTH PAN AMERICAN GAMES -- 1983

*Caracas, Venezuela*

*August 14-29, 1983*

The 1983 United States team viewed the Pan American Games as an opportunity to return the U.S. to the top of women's basketball. Falling to Cuba in the gold medal game in 1979, the USA was searching for its first Pan Am gold medal since 1975.

The 1983 USA team consisted of the same players who had represented the USA and finished second at the 1983 World Championship (July 24-August 6) in Sao Paulo, Brazil. Only the coaching staff changed as Fran Garmon of Texas Christian University served as the USA's Pan Am Games head coach and Kay Yow was Garmon's assistant coach. The 1983 U.S. squad had a strong nucleus of experienced players. Among them were future Olympians, Denise Curry (1984 and 1980), Anne Donovan (1988, 1984 and 1980), Janice Lawrence (1984), Pam McGee (1984), Cheryl Miller (1984), Kim Mulkey (1984), Cindy Noble (1984) and Lynette Woodard (1984 and 1980).

The U.S. squad had an unexpected rest period before beginning the competition when the USA's first two scheduled opponents (Peru and Colombia) withdrew from the competition at the last minute. Finally opening against eventual bronze medalist Brazil, the U.S., behind 24 points from Miller, 22 points from Lawrence and 18 points from Woodard, scored a decisive 107-92 win. In the USA's closest game of the competition, Woodard's 22 points helped lift the U.S. to an 87-79

win over Canada. Four years after suffering a 91-86 loss to Cuba in the '79 Pan Am gold medal game, the U.S. had its chance for revenge.

Behind Miller's 18 first-half points, the U.S. built a 43-38 lead at half. Leading 52-49, the U.S. put the game away with 12 straight points as the U.S. went on to record a 100-82 victory. Miller finished the day with 30 points, while Woodard added 19 in the win.

Venezuela was no match for the U.S. team as it stormed its way to a 113-33 victory with Lisa Ingram leading the U.S. attack with 23 points. Facing Puerto Rico and in need of a win if the USA was to capture the gold, seven Americans scored in double digits as the U.S. recorded a convincing 112-65 victory. The USA offensive attack was led by Woodard who finished with 20 points, while Miller added 18 points, Lawrence had 17 and Curry tossed in 16 additional points.

Miller finished as the USA's leading scorer with a 19.8 ppg. average, while Woodard added 19.0 ppg. and Lawrence accounted for 15.8 ppg. and was the USA's top rebounder averaging 5.0 rpg. The USA team proved throughout the tournament that it was strong at both ends of the floor. Offensively, the squad for the first time ever finished averaging more than 100 ppg. Scoring 100 points or more in four of its five games, the 1983 U.S. team averaged 103.8 ppg. and won its five games by an average of 33.6 ppg.

## 1983 USA WOMEN'S PAN AMERICAN GAMES ROSTER

NAME	POS	HGT	WGT	AGE	SCHOOL	HOMETOWN
Cheryl Cook	G	5-9	132	20	University of Cincinnati	Indianapolis, IN
Denise Curry	F	6-1	162	23	Univ. of California-Los Angeles	Davis, CA
Anne Donovan	C	6-8	178	21	Old Dominion University	Ridgewood, NJ
Patty Jo Hedges	G	5-8	130	22	University of Kentucky	Louisville, KY
Lisa Ingram	C	6-2	185	19	Northeast Louisiana University	Ft.Lauderdale, FL
Janice Lawrence	C	6-3	160	21	Louisiana Tech University	Lucedale, MS
Pam McGee	C	6-3	170	20	University of Southern California	Flint, MI
Cheryl Miller	F	6-3	150	19	University of Southern California	Riverside, CA
Kim Mulkey	G	5-4	125	21	Louisiana Tech University	Tickfaw, LA
Cindy Noble	C	6-5	165	24	University of Tennessee	Knoxville, TN
LaTaunya Pollard	F	5-10	135	23	Long Beach State University	East Chicago, IL
Lynette Woodard	G	5-11	155	24	University of Kansas	Wichita, KS

**HEAD COACH:** Fran Garmon, Texas Christian University

**ASSISTANT COACH:** Kay Yow, North Carolina State University

**MANAGER:** Phyllis Holmes, Greenville College

**ATHLETIC TRAINER:** Mary Claire-McIntyre, Archdiocese of Philadelphia

### 1983 USA RESULTS (5-0)

USA	107	Brazil	92
USA	87	Canada	79
USA	100	Cuba	82
USA	113	Venezuela	33
USA	112	Puerto Rico	65

### 1983 PAN AMERICAN GAMES FINAL STANDINGS

1. United States (5-0)
2. Cuba (4-1)
3. Brazil (3-2)
4. Canada (2-3)
5. Venezuela (1-4)
6. Puerto Rico (0-5)

# 1983 USA WOMEN'S PAN AMERICAN GAMES CUMULATIVE STATISTICS

	G	FGM-FGA	PCT	FTM-FTA	PCT	REB/AVG	PTS/AVG
Cheryl Miller	5	38- 55	.691	23- 31	.742	18/ 3.6	99/ 19.8
Lynette Woodard	5	42- 68	.618	11- 14	.786	20/ 4.0	95/ 19.0
Janice Lawrence	5	30- 43	.698	19- 28	.679	25/ 5.0	79/ 15.8
Lisa Ingram	2	8- 17	.471	7- 10	.700	6/ 3.0	23/ 11.5
Denise Curry	5	24- 42	.571	8- 11	.727	18/ 3.6	56/ 11.2
Anne Donovan	3	11- 18	.611	11- 14	.786	10/ 3.3	33/ 11.0
Cindy Noble	5	12- 20	.600	20- 29	.690	19/ 3.8	44/ 8.8
Cheryl Cook	5	17- 36	.472	2- 2	1.000	3/ 0.6	36/ 7.2
Patty Jo Hedges	5	9- 22	.409	7- 9	.778	4/ 0.8	25/ 5.0
Pam McGee	5	5- 14	.357	7- 11	.636	12/ 2.4	17/ 3.4
Kim Mulkey	5	5- 11	.455	2- 5	.400	2/ 0.4	12/ 2.4
LaTaunya Pollard	Injured						
<b>USA TOTALS</b>	5	201-346	.581	117-164	.713	137/27.4	519/103.8
<b>OPP. TOTALS</b>	5	123-295	.417	105-148	.709	90/18.0	351/ 70.2



## 1983 USA WOMEN'S PAN AMERICAN GAMES TEAM

**Front Row (L-R):** Karen Toburen, athletic trainer for 1983 World Championship team; Phyllis Holmes, manager; Pat Head Summitt, 1983 World Championship head coach; Fran Garmon, 1983 Pan American Games head coach.

**Back Row (L-R):** Patty Jo Hedges; LaTaunya Pollard; Denise Curry; Pam McGee; Janice Lawrence; Cindy Noble; Anne Donovan; Cheryl Miller; Lynette Woodard; Lisa Ingram; Cheryl Cook; Kim Mulkey.

**Not Pictured:** Kay Yow, Assistant coach; Mary Claire-McIntyre, athletic trainer.

# EIGHTH PAN AMERICAN GAMES -- 1979

*San Juan, Puerto Rico*

*July 1-15, 1979*

Having captured the gold medal at the 1975 Pan American Games, the 1979 United States team was optimistic of repeating the feat in 1979 in San Juan, Puerto Rico.

The U.S. had good reason to be optimistic. After all, this same team had just two months earlier gone 5-1 to capture gold at the 1979 World Championship in South Korea. Then, weeks later, it compiled a 6-0 record en route to collecting a gold medal at the '79 R. William Jones Cup. It was an experienced team boasting of two 1976 Olympians, Nancy Lieberman and Ann Meyers.

But the USA's goal of sweeping the gold at the summer's three competitions was not realized as Cuba upended the Americans 91-86 to capture the gold.

The United States team, coached by 1976 Olympian and then University of Tennessee head mentor Pat Head, opened the '79 Pan American Games with a one-sided 124-69 rout of host Puerto Rico.

UCLA's 6-1 standout Denise Curry sank 12-of-14 field goal attempts to lead the U.S. with 27 points, and Lieberman added 21 more.

Behind 28 points and 12 rebounds from 6-1 Rosie Walker and 22 points and 11 boards from Curry, the U.S. slipped past Canada 99-89 for its second win. Bolivia was simply no match for the USA as the U.S. strolled to an 85-35 win in a game that saw 11 U.S. players score,

including as team high 14 from Carol Blazejowski.

Relying on a balanced scoring attack that saw 11 of 12 U.S. players score, the U.S. rolled to a 92-58 win over Mexico. Barbara Brown came in off the bench to pace the U.S. with 16 points, and Blazejowski, Meyers and Jan Trombly added 12 points apiece.

The U.S. improved its record to 5-0 after easily defeating Brazil 111-73. Seven U.S. players scored in double figures, led by 16 points from Trombly and 15 points from Jackie Swaim.

The gold medal game featured a pair of undefeated teams in the United States and Cuba. The U.S. led at half 46-45, only to fall 91-86. Walker led all scorers with 27 points and nine rebounds, while Jill Rankin added 14 and Kris Kirchner and Lieberman contributed 13 points each. Free throw shooting may have done the USA women in against Cuba. The Americans connected on just 10-of-22 free throw attempts, while the Cubans hit 21-of-34 from the charity stripe.

For the 1979 Pan American Games, the U.S. was paced by its front court of Curry, Walker and Lieberman. Curry topped the team in scoring and rebounding, averaging 13.8 ppg. and 7.2 rpg., while Walker averaged 12.8 ppg. and 5.3 rpg., and Lieberman chipped in 11.8 ppg and 6.0 rpg.

## 1979 USA WOMEN'S PAN AMERICAN GAMES ROSTER

NAME	POS	HGT	WGT	AGE	SCHOOL	HOMETOWN
Carol Blazejowski	F	5-10	150	22	Montclair State College	Fairview, NJ
Barbara Brown	C	6-0	140	20	Stephen F. Austin State University	Dallas, TX
Denise Curry	F	6-1	162	19	Univ. of California-Los Angeles	Davis, CA
Tara Heiss	G	5-6	132	22	University of Maryland	Bethesda, MD
Kris Kirchner	C	6-4	163	22	University of Maryland	New Providence, NJ
Nancy Lieberman	F	5-10	150	21	Old Dominion University	Dallas, TX
Ann Meyers	G	5-9	135	24	Univ. of California-Los Angeles	La Habra, CA
Jill Rankin	F	6-3	166	20	Wayland Baptist University	Borger, TN
Jackie Swaim	C	6-1	170	20	University of Texas	Jacksonville, TX
Jan Trombly	F	6-0	155	22	Old Dominion University	Chazy, NY
Rosie Walker	C	6-1	180	21	Stephen F. Austin State University	Emerson, AZ
Holly Warlick	G	5-6	130	21	University of Tennessee	Anderson, SC

**HEAD COACH:** Pat Head, University of Tennessee

**ASSISTANT COACH:** Betty Jo Graber, Weatherford College

**MANAGER:** Lea Plarski, St. Louis Community College at Florissant Valley

**ATHLETIC TRAINER:** Sherry Kosek, Stanford University

### 1979 USA RESULTS (5-1)

USA	124	Puerto Rico	69
USA	99	Canada	89
USA	85	Bolivia	35
USA	92	Mexico	58
USA	111	Brazil	73
Cuba	91	USA	86

### 1979 PAN AMERICAN GAMES FINAL STANDINGS

1. Cuba (6-0)
2. United States (5-1)
3. Canada (4-2)
4. Brazil (3-3)
5. Mexico (2-4)
6. Puerto Rico (1-5)
7. Bolivia (0-6)

# 1979 USA WOMEN'S PAN AMERICAN GAMES CUMULATIVE STATISTICS

	G	FGM-FGA	PCT	FTM-FTA	PCT	REB/AVG	PTS/AVG	AST
Denise Curry	5	30- 47	.638	9- 11	.818	36/ 7.2	69/ 13.8	2
Rosie Walker	6	27- 41	.659	23- 46	.500	32/ 5.3	77/ 12.8	0
Nancy Lieberman	6	31- 58	.534	9- 11	.818	36/ 6.0	71/ 11.8	8
Carol Blazejowski	6	27- 68	.397	7- 11	.636	12/ 2.0	61/ 10.2	4
Ann Meyers	6	25- 51	.490	6- 13	.462	15/ 2.5	56/ 9.3	10
Jan Trombly	6	21- 32	.656	12- 17	.706	11/ 1.8	54/ 9.0	4
Jackie Swaim	6	21- 25	.840	11- 18	.611	12/ 2.0	53/ 8.8	5
Barbara Brown	5	18- 29	.621	6- 11	.545	15/ 3.0	42/ 8.4	0
Jill Rankin	6	23- 40	.575	1- 2	.500	21/ 3.5	47/ 7.8	2
Tara Heiss	6	16- 27	.593	6- 9	.667	0/ 0.0	38/ 6.3	13
Kris Kirchner	6	10- 27	.370	5- 11	.455	17/ 2.8	25/ 4.2	1
Holly Warlick	6	2- 14	.143	0- 0	---	5/ 0.8	4/ 0.7	7
<b>USA TOTALS</b>	6	251-459	.547	95-160	.594	212/35.3	597/ 99.5	56
<b>OPP. TOTALS</b>	6	153-369	.415	109-171	.637	93/15.5	415/ 69.2	39



## 1979 USA WOMEN'S PAN AMERICAN GAMES TEAM

*Sitting (L-R): Nancy Lieberman; Holly Warlick; Tara Heiss; Ann Meyers; Carol Blazejowski; Jan Trombly; Barbara Brown.*

*Standing (L-R): Lea Plarski, manager; Karen Miller, athletic trainer for 1979 World Championship team; Denise Curry; Rosie Walker; Jill Rankin; Kris Kirchner; Jackie Swaim; Pat Head, head coach; Betty Jo Graber, assistant coach.*

# SEVENTH PAN AMERICAN GAMES -- 1975

*Mexico City, Mexico*

*October 12-26, 1975*

The 1975 Pan American Games were marked by three changes of location. Originally set to be held in Santiago, Chile, the site was switched to Sao Paulo, Brazil, after Chile withdrew its offer to host, then was moved to Mexico City, Mexico, just 10 months prior to the start of the competition. For the U.S. women, the change in sites mattered very little. They had their sights set on regaining the Pan American Games gold.

Compiling an unblemished 7-0 record to capture top team honors at the 1975 Pan American Games, the USA gold medal victory ended a 12-year drought for the Americans. Finishing second in 1971 and 1967, the United States rolled to the gold in 1975 for its first gold medal in Pan American Games competition since 1963.

Featuring the same USA team that two months prior to the Pan American Games had finished 4-3 and in eighth place at the 1975 World Championship in Colombia, coach Cathy Rush of Immaculata College (PA) had her U.S. team in full gear for the Pan American Games.

Led by the dominating inside play of Delta State's 6-2 Lusia Harris, the '75 USA team featured both a high powered offense and a suffocating defense. Averaging 86.7 ppg. while allowing opponents just 52.3

ppg, the U.S. women were involved in only one contest that was decided by fewer than 19 points.

Opening against host Mexico, a team that had finished ahead of the U.S. in sixth at the '75 World Championship and a team that would go on to earn the Pan Am silver medal, the U.S. was impressive in a convincing 99-65 win.

The Americans followed that win with a dominating 75-56 victory over Canada, then thumped an over matched El Salvadore 116-28. In its closest game of the tournament, the U.S. recorded a hard-fought 70-64 victory over eventual bronze medalist Cuba.

The Dominican Republic proved no match for the Americans as the U.S. sailed to a 99-50 win, and Colombia was easily handled 74-48.

Meeting Brazil, a team that had defeated the USA women in three consecutive Pan American Games confrontations and a team that had won the gold in 1971 and 1967, this time it was the Americans who came out on top, handing Brazil a convincing 74-55 loss. With the win, the U.S. captured the Pan Am gold medal ending 12 years of frustration for the U.S. women and marking the end of Brazil's dominance in the Pan American Games.

## 1975 USA WOMEN'S PAN AMERICAN GAMES ROSTER

NAME	POS	HGT	WGT	AGE	SCHOOL	HOMETOWN
Carolyn Bush	F	6-2	145	23	Wayland Baptist University	Kingston, TN
Nancy Dunkle	C	6-2	155	23	California State Univ., Fullerton	La Habra, CA
Rita Easterling	C	6-5	134	20	Mississippi College for Women	Morton, MS
Lusia Harris	F	6-2	180	20	Delta State University	Minter City, MS
Pat Head	F	5-10	155	23	University of Tennessee-Martin	Seymour, TN
Charlotte Lewis	C	6-3	155	20	Illinois State University	Peoria, IL
Nancy Lieberman	F	5-10	140	17	Far Rockaway High School	Far Rockaway, NJ
Ann Meyers	G	5-9	135	20	Univ. of California-Los Angeles	La Habra, CA
Mary Ann O'Connor	F	5-10	158	22	Southern Connecticut State Univ.	Fairfield, CT
Cherri Rapp	F	5-11	150	25	Wayland Baptist University	Estelline, TX
Sue Rojcewicz	G	5-7	135	22	Southern Connecticut State Uni.	Worcester, MA
Juliene Simpson	G	5-6	156	22	John F. Kennedy College	Roselle Park, NJ

**HEAD COACH:** Cathy Rush, Immaculata College

**ASSISTANT COACH:** Billie Moore, Fullerton State University

**MANAGER:** Mildred Barnes, Warrensburg, Missouri

### 1975 USA RESULTS (7-0)

USA	99	Mexico	65
USA	75	Canada	56
USA	116	El Salvador	28
USA	70	Cuba	64
USA	99	Dom. Republic	50
USA	74	Colombia	48
USA	74	Brazil	55

### 1975 PAN AMERICAN GAMES FINAL STANDINGS

1. United States (7-0)
2. Mexico (6-1)
3. Cuba (5-2)
4. Brazil (4-3)
5. Canada (3-4)
6. Colombia (2-5)
7. Dominican Republic (1-6)
8. El Salvador (0-7)

# 1975 USA WOMEN'S PAN AMERICAN GAMES CUMULATIVE STATISTICS

1975 USA Women's Pan American Games individual player cumulative statistics are not available

	G	FGM-FGA	PCT	FTM-FTA	PCT	REB/AVG	PTS/AVG
USA TOTALS	7						607/ 86.7
OPP. TOTALS	7						366/ 52.3



## 1975 USA WOMEN'S PAN AMERICAN GAMES TEAM

**Kneeling (L-R):** Sue Rojcewicz; Juliene Simpson; Mary Ann O'Connor; Pat Head; Ann Meyers; Nancy Lieberman; Rita Easterling.  
**Standing (L-R):** Mildred Barnes, manager; Cathy Rush, head coach; Carolyn Bush; Lusia Harris; Nancy Dunkle; Charlotte Lewis; Cherri Rapp; Billie Moore, assistant coach.

# SIXTH PAN AMERICAN GAMES -- 1971

*Cali, Colombia*

*July 25 - August 8, 1971*

The 1971 USA Pan American Games team traveled to Cali, Colombia, looking to regain the gold medal which had been lost to Brazil at the 1967 Pan American Games. However, an opening game loss to Brazil, the third straight U.S. loss to Brazil in Pan American Games competition, quickly dampened any USA chance for the gold.

Head coach Harley Redin of the Wayland Baptist College (TX) Hutcherson Flying Queens put together his Pan American Games squad and in preparation for the Games took his team to a world tournament which preceded the Pan American Games. The nucleus of the 1971 team was seven of Coach Redin's players from his Wayland Baptist College / Hutcherson Flying Queens team.

The USA and Brazil were considered the teams to beat at the 1971 Pan American Games, and fans didn't have long to wait for the USA-Brazil showdown. Meeting the opening day, the USA fell in a closely contested game, 64-60. The loss put the U.S. women behind the eight ball. With five games remaining, another U.S. loss would almost certainly mean no chance of obtaining the gold medal.

A much improved Cuban team stood next in line for the United

States. Guard Linda Gamble led the Americans with 20 points, but it was Flying Queen teammate Janice Beach who came off the bench to sink a long shot with four seconds remaining to lift the USA to a 63-62 win. The U.S. slipped past Mexico 57-54, then closed out the tournament with a 54-35 win over Ecuador and a 83-49 victory over Colombia. As fate would have it, Brazil was upended by Canada 69-63, leaving Brazil and the U.S. tied with identical 5-1 records. But by virtue of Brazil's win over the USA, Brazil was awarded the gold medal and the U.S. the silver.

Cherri Rapp from Wayland Baptist and the Hutcherson Flying Queens and Lois Stuflick of Parsons College led the USA squad averaging 11.8 ppg. and 10.0 ppg., respectively.

## 1971 USA WOMEN'S PAN AMERICAN GAMES ROSTER

NAME	POS	HGT	WGT	AGE	AFFILIATION/SCHOOL	HOMETOWN
Janice Beach	G	5-6		18	Hutcherson Queens/Wayland Baptist	Elmer, OK
Carol Bollinger	G	5-7		22	Ouachita Baptist University	Brookshire, TX
Susan Britton	G	5-8		21	Hutcherson Queens/Wayland Baptist	Earth, TX
Carolyn Dornak	G	5-7			Hutcherson Queens/Wayland Baptist	Jourdanton, TX
Linda Gamble	G	5-7		22	Ouachita Baptist University	Grand Cane, LA
Anita Palmer	F	5-9		24	University of Wisconsin	Green Bay, WI
Cherri Rapp	F	5-11		21	Hutcherson Queens/Wayland Baptist	Estelline, TX
Becky Shaw	F	5-10		19	Raytown Piperettes	Barnsdale, OK
Marcia Shieldknight	G	5-6			Hutcherson Queens/Wayland Baptist	Spearman, TX
Lois Stuflick	F	5-9		21	Parsons College	Altoona, IA
Sandy Van Cleave	F	5-9		18	Parsons College	Montezuma, IA
Mary Williams	G	5-7		20	Hutcherson Queens/Wayland Baptist	Tulia, TX

**HEAD COACH:** Harley Redin, Wayland Baptist College and Hutcherson Flying Queens

**ASSISTANT COACH:** Dean Weese, Spearman, Texas

**MANAGER:** Margaret Downing, Southern State College

### 1971 USA RESULTS (5-1)

Brazil	64	USA	60
USA	63	Cuba	62
USA	57	Mexico	54
USA	54	Canada	50
USA	54	Ecuador	35
USA	83	Colombia	49

### 1971 PAN AMERICAN GAMES FINAL STANDINGS

1. Brazil (5-1)\*
2. United States (5-1)\*
3. Cuba (4-2)
4. Mexico (3-3)
5. Canada (3-3)
6. Ecuador (1-5)
7. Colombia (0-6)

*\*Final standings determined by result between tied teams.*

## 1971 USA WOMEN'S PAN AMERICAN GAMES CUMULATIVE STATISTICS

	G	FGM-FGA	PCT	FTM-FTA	PCT	PTS/AVG
Cherri Rapp	6	31- 64	.484	9- 12	.750	71/ 11.8
Lois Stuflick	6	25- 59	.424	10- 18	.556	60/ 10.0
Linda Gamble	6	25- 55	.455	7- 8	.875	57/ 9.5
Carol Bollinger	5	19- 38	.500	5- 6	.833	43/ 8.6
Susan Britton	6	17- 40	.425	3- 4	.750	37/ 6.2
Janice Beach	6	14- 40	.350	8- 8	1.000	36/ 6.0
Becky Shaw	6	10- 29	.345	1- 4	.250	21/ 3.5
Marcia Shieldknight	6	7- 25	.280	2- 4	.500	16/ 2.7
Carolyn Dornak	5	4- 16	.250	3- 4	.750	11/ 2.2
Mary Williams	4	4- 10	.400	0- 4	.000	8/ 2.0
Sandy Van Cleave	5	4- 10	.400	1- 2	.500	9/ 1.8
Anita Palmer	2	0- 0	---	2- 4	.500	2/ 1.0
<b>USA TOTALS</b>	6	160-386	.415	51- 78	.654	371/ 61.8
<b>OPP. TOTALS</b>	6	134-356	.376	46- 80	.575	314/ 52.3



### 1971 USA WOMEN'S PAN AMERICAN GAMES TEAM

***Kneeling (L-R):** Harley Redin, head coach; Margaret Downing, manager; Dean Weese, assistant coach.*

***Middle Row (L-R):** Mary Williams; Linda Gamble; Marcia Shieldknight; Carolyn Dornak; Janice Beach; Carol Bollinger.*

***Back Row (L-R):** Susan Britton; Anita Palmer; Lois Stuflick; Cherri Rapp; Becky Shaw; Sandy Van Cleave.*

# FIFTH PAN AMERICAN GAMES -- 1967

*Winnipeg, Canada*

*July 24 - August 6, 1967*

After capturing the gold medal at the first three Pan American Games, the United States saw its "golden" streak halted as Brazil captured first-place honors at the 1967 Pan American Games in Winnipeg, Canada. The USA women finished with the silver medal and a respectable 6-2 record, but both defeats came at the hands of a much improved Brazilian team that had lost to the U.S. in the 1963 Pan Am finals.

The 1967 United States Pan American team was coached by Alberta Cox of the AAU Raytown Piperettes and featured seven players from Cox's Raytown Piperettes squad. The team also featured eight players from Cox' 1967 USA World Championship team that had finished 11th in the World Championship that was held April 14-23 in Czechoslovakia.

Unlike so many other USA teams, this team relied on its defense. Scoring an average of just 49.5 ppg., the USA's defense was the key, limiting opponents to just 48.1 ppg. In each of the United States' six victories, the U.S. women held their opponents to just fewer than 49 points a game.

Falling in the Games' opening contest against Brazil 60-42, the U.S. defeated in succession Mexico, 48-44, Canada, 59-46, and Cuba, 62-48. Its gold medal hopes still alive, the U.S. played Brazil much tougher the second time around, but still came out on the short end of a 59-54 score.

Rebounding from the loss to Brazil, the Americans went on to claim wins over Mexico, 52-42, Canada, 43-42, and Cuba, 51-44. Finishing 6-2, the U.S. claimed the silver medal, while Brazil won the gold with a perfect 8-0 record, and Canada earned the bronze with a 3-5 overall mark..

Leading the U.S. squad to its silver medal finish were Barbara Ann Sipes and Carole Phillips Aspedon, who averaged 13.5 ppg. and 11.5 ppg., respectively.

## 1967 USA WOMEN'S PAN AMERICAN GAMES ROSTER

NAME	POS	HGT	WGT	AGE	AFFILIATION/SCHOOL	HOMETOWN
Carole Phillips Aspedon	F	5-11		26	Raytown Piperettes	Kansas City, MO
Catherine Benedetto	G	5-10		21	Central Washington University	Salem, OR
Myrna DeBerry	C	6-6		20	Ouachita Baptist University	Hot Springs, AR
Mary Lois Finley	F	6-0		20	Hutcherson Queens/Wayland Baptist	Claude, TX
Betty Gaule	F			20	Raytown Piperettes/Missouri-K.C.	Clearfield, IA
Lola Ham	G	5-6		20	Hutcherson Queens/Wayland Baptist	LaVerne, OK
Judy Matlock	F			29	Raytown Piperettes/Missouri-K.C.	Pryor, OK
Carolyn Miller	F	5-10		29	Houston Jets/Wayland Baptist	Palestine, TX
Annette Kay Rutt	G			22	Raytown Piperettes/Illinois State	Sterling, IL
Barbara Ann Sipes	C	6-3		32	Raytown Piperettes/Iowa Wesleyan	Kansas City, MO
Mauriece Smith	G			25	Raytown Piperettes/Missouri-K.C.	Overland Park, KS
Dixie Woodall	F			27	Raytown Piperettes	Kansas City, MO

**HEAD COACH:** Alberta Cox, Raytown Piperettes

**ASSISTANT COACH:** Olan Ruble, Iowa Wesleyan College

**MANAGER:** Margaret Downing, Southern State College

### 1967 USA RESULTS (6-2)

Brazil	60	USA	42
USA	48	Mexico	44
USA	59	Canada	46
USA	62	Cuba	48
Brazil	59	USA	54
USA	52	Mexico	42
USA	43	Canada	42
USA	51	Cuba	44

### 1967 PAN AMERICAN GAMES FINAL STANDINGS

1. Brazil (8-0)
2. United States (6-2)
3. Canada (3-5)\*
4. Mexico (3-5)\*
5. Cuba (0-8)

*44\*Final standings determined by point differential between tied teams.*

## 1967 USA WOMEN'S PAN AMERICAN GAMES CUMULATIVE STATISTICS

	<b>G</b>	<b>FGM-FGA</b>	<b>PCT</b>	<b>FTM-FTA</b>	<b>PCT</b>	<b>PTS/AVG</b>
Barbara Ann Sipes	8					108/ 13.5
C. Phillips Aspedon	8					92/ 11.5
Mary Lois Finley	8					38/ 4.8
Judy Matlock	6					24/ 4.0
Catherine Benedetto	8					30/ 3.8
Myrna DeBerry	8					27/ 3.4
Dixie Woodall	8					25/ 3.1
Carolyn Miller	7					21/ 3.0
Lola Faye Ham	8					17/ 2.1
Betty Gaule	5					8/ 1.6
Annette Kay Rutt	2					3/ 1.5
Mauriece Smith	2					3/ 1.5
<b>USA TOTALS</b>	8					396/ 49.5
<b>OPP. TOTALS</b>	8					385/ 48.1

NOTE: United States' official point totals is 411, however cumulative statistics total only 396. Fifteen points remain unaccountable.

## 1967 USA WOMEN'S PAN AMERICAN GAMES TEAM

*1967 USA Women's Pan American Games Team picture is not available*

# FOURTH PAN AMERICAN GAMES -- 1963

*Sao Paulo, Brazil*

*April 20 - May 5, 1963*

The United States women's team, despite losing for the first time in Pan American Games competition, compiled a 6-1 mark and earned its third gold medal in as many tries at the 1963 Pan American Games held in Sao Paulo, Brazil.

The USA team, coached by John Head of the Nashville Business College (TN), featured six members of the 1963 AAU national champion Nashville Business College team, three players from the Wayland Baptist College (TX) who were also members of the Hutcherson Flying Queens (1963 AAU national champion runner-up) team and three players from other college teams. The 1963 team also featured the return of 5-11 Rita Horky and 5-11 Joan Crawford, the top two U.S. scorers in the 1959 Pan American Games.

With just a total of four teams entered, Brazil, Canada, Chile and the United States, the competition schedule was set up for a double round-robin tournament with the top two teams advancing to the gold medal game.

Opening on April 22, the U.S. disposed of Chile 72-44 as Crawford scored 14 points to pace the American attack. Two days later, Crawford poured in 17 points and U.S. teammates Sandra Fiete and Doris Rogers each added 12 points in the 79-39 USA victory.

Facing host Brazil, the U.S. rallied from a 35-28 halftime deficit to record a 70-59 win. Crawford again led the U.S. offense scoring 25 points, and Rogers and Betty Scott added 17 and 15 points, respectively.

The second USA-Chile matchup proved little different than the first as the Americans cruised to a 57-37 win behind 12 points from Horky. Limiting Canada to just eight first half points and leading 38-8 at halftime, the U.S. sailed to a 68-21 pasting of Canada as Horky scored 14.

Standing 5-0 and facing host Brazil for the second time, the U.S. women were jolted as a crowd reported to number about 30,000 cheered their home team to a 65-48 victory, ending the USA Pan American winning streak at 21 games. Crawford scored 17 in the loss for the USA.

Facing Brazil one day later and for the third time in the competition, it was the USA's defense that paved the way to the win and the gold medal. The Brazilians failed to score until the game was 11 minutes old, and the U.S. went on to take a 25-14 lead at halftime.

Continuing to apply pressure, the U.S., behind Crawford's 22 points and 18 points from Scott, cruised to a 59-43 win.

Crawford, who was named MVP of the 1963 AAU Tournament, led the U.S. offense, averaging 16.3 ppg., while 1963 AAU all-American Doris Rogers added 9.6 ppg.

## 1963 USA WOMEN'S PAN AMERICAN GAMES ROSTER

NAME	POS	HGT	WGT	AGE	AFFILIATION/SCHOOL	HOMETOWN
Doris Barding	G	5-8		18	Nashville Business College	Morristown, TN
Brona Coble	G	5-8		26	Nashville Business College	
Joan Crawford	C	5-11		25	Nashville Business College	
Sandra Fiete	F	5-11		25	St. Joseph's Pepsi-Cola	Phoenix, AZ
Rita Horky	G	5-11		26	Nashville Business College	Blissfield, MI
Glyna Masten	G	6-0		21	Hutcherson Queens/Wayland Baptist	Sudan, TX
Sally Nerren	G	5-11		19	Nashville Business College	Cleveland, TN
Doris Rogers	F	5-8		20	Nashville Business College	Seymour, TN
Norma Schwarz	G	5-10		25	Sioux Machinery/Westmar College	
Betty Scott	G	5-7		22	Hutcherson Queens/Wayland Baptist	Tonkawa, OK
Laura Switzer	F	6-1		21	Hutcherson Queens/Wayland Baptist	McLean, TX
Lorraine Williams	F	5-6		21	Iowa Wesleyan College	New Sharon, OH

**HEAD COACH:** John Head, Nashville Business College

**ASSISTANT COACH:** Tennie McGhee, Nashville Business College

### 1963 USA RESULTS (6-1)

USA	72	Chile	44
USA	79	Canada	39
USA	70	Brazil	59
USA	57	Chile	37
USA	68	Canada	21
Brazil	65	USA	48
USA	59	Brazil	43

### 1963 PAN AMERICAN GAMES FINAL STANDINGS

1. United States (6-1)
2. Brazil (5-2)
3. Chile (2-4)
4. Canada (0-6)

## 1963 USA WOMEN'S PAN AMERICAN GAMES CUMULATIVE STATISTICS

	G	FGM-FGA	PCT	FTM-FTA	PCT	PTS/AVG
Joan Crawford	7	48-		18- 32	.563	114/ 16.3
Doris Rogers	7	25-		17- 22	.773	67/ 9.6
Rita Horky	7	24-		6- 8	.750	54/ 7.7
Betty Scott	7	20-		14- 18	.778	54/ 7.7
Sandra Fiete	7	15-		12- 12	1.000	42/ 6.0
Laura Switzer	7	18-		5- 6	.833	41/ 5.9
Lorraine Williams	6	14-		3- 4	.750	31/ 5.2
Glyna Masten	6	8-		7- 8	.875	23/ 3.8
Norma Schwarz	7	5-		12- 16	.750	22/ 3.1
Doris Barding	5	2-		1- 4	.250	5/ 1.0
Brona Coble	4	0-		0- 2	.000	0/ 0.0
Sally Nerren	5	0-		0- 2	.000	0/ 0.0
<b>USA TOTALS</b>	7	179-		95-134	.709	453/ 64.7
<b>OPP. TOTALS</b>	7	113-		82-162	.506	308/ 44.0



### 1963 USA MEN'S PAN AMERICAN GAMES TEAM

*Sitting (L-R): Betty Scott; Lorraine Williams; Doris Barding; Joan Crawford; Glyna Masten; Norma Schwarz.*

*Standing (L-R): Brona Coble; Doris Rogers; Rita Horky; Laura Switzer; Tennie McGhee, assistant coach; Sally Nerren; Sandra Fiete; John Head, head coach.*

# THIRD PAN AMERICAN GAMES -- 1959

*Chicago, Illinois, USA*

*August 27 - September 7, 1959*

While the Pan American Games were held in the United States for the first time, the 1959 United States Pan American Games women's basketball team rolled to an unblemished 8-0 record and in the process captured the Pan American Games gold medal in Chicago, Ill. En route to capturing the gold, the USA's winning streak in Pan American Games competition was extended to 16 games.

The 1959 USA team trained for only 10 days prior to the start of the Pan American Games competition, and the team itself mainly consisted of players from head coach Harley Redin's Wayland Baptist College (TX) team that won the 1959 AAU National Championship playing as the Hutcherson Flying Queens. Eight players from the Wayland/Hutcherson squad were members of the '59 Pan Am team, two were from Iowa Wesleyan, one was from the Nashville Business College (TN), one from the AAU Ray Smith Ford (MO) team and one from Clarendon J. C. (TX).

Coach Redin and his squad opened the competition against Brazil and led 20-19 at half. Brazil took the lead in the second half, and only after a strong USA rally late in the game was the U.S. able to squeeze

out a 45-43 win. 6-0 center Joan Crawford and 5-4 guard Joyce Kite paced the U.S. scoring with 11 and 10 points, respectively. The U.S. women had little problem with Mexico, earning a 70-36 victory as Crawford again led the U.S. accounting for 16 points. Behind Crawford's 12 points and 11 more from 5-11 Rita Horky, Chile was beaten 55-38 by the USA, and Canada fell to the Americans 53-39 as Horky scored 21 points.

A rematch with Brazil was this time won easily by the U.S., 64-48, as Crawford was credited with 15 points and 5'10" Carolyn Miller added 11 points in the victory. The U.S. doubled Mexico's score the second time around, winning 64-32 as Horky tallied 14 points, then, behind Horky's 17 points, the Americans knocked off Chile 66-41. With 11 players scoring, the U.S. kept its record perfect and earned its second Pan American Games gold medal by defeating Canada 65-28. 5'10" Patsy Neal led the U.S. charge with 10 points.

Horky and Crawford led the USA in scoring, averaging 11.9 ppg. and 11.4 ppg., respectively, and finished ranked as the competition's fourth and fifth leading scorers overall.

## 1959 USA WOMEN'S PAN AMERICAN GAMES ROSTER

NAME	POS	HGT	WGT	AGE	AFFILIATION/SCHOOL	HOMETOWN
Joan Crawford	C	6-0		22	Nashville Business College	Nashville, TN
Lucille Davidson	G	5-6			Ray Smith Fords	
Rita Horky	F	5-11		22	Iowa Wesleyan College	Blissfield, MI
Thelma Gay Ivey	F	5-10		19	Clarendon Junior College	Lubbock, TX
Joyce Kite	G	5-4		22	Hutcherson Queens/Wayland Baptist	Parleville, MO
Carla Lowry	G	5-9		20	Hutcherson Queens/Wayland Baptist	Jackson, MS
Carolyn Miller	F	5-10		21	Hutcherson Queens/Wayland Baptist	Palestine, TX
Patsy Neal	F	5-10		21	Hutcherson Queens/Wayland Baptist	Elberton, GA
Glenda Nicholson	F	5-11		20	Iowa Wesleyan College	Manchester, IA
Marsha Scoggin	C	6-0		19	Hutcherson Queens/Wayland Baptist	Collinsville, TX
Evelyn Searles	G	5-9		18	Dowell's Dolls	
June Stewart	G	5-7		19	Hutcherson Queens/Wayland Baptist	Marlow, OK
Katherine Washington	G	5-9		26	Hutcherson Queens/Wayland Baptist	Murfreesboro, TN

**HEAD COACH:** Harley Redin, Hutcherson Flying Queens (TX)/ Wayland Baptist College

**MANAGER:** Laurine Mickelsen, AAU (Murray, UT)

### 1959 USA RESULTS (8-0)

USA	45	Brazil	43
USA	70	Mexico	36
USA	55	Chile	38
USA	53	Canada	39
USA	64	Brazil	48
USA	64	Mexico	32
USA	66	Chile	41
USA	65	Canada	28

### 1959 PAN AMERICAN GAMES FINAL STANDINGS

1. United States (8-0)
2. Brazil (6-2)
3. Chile (4-4)
4. Canada (1-7)
5. Mexico (1-7)

## 1959 USA WOMEN'S PAN AMERICAN GAMES CUMULATIVE STATISTICS

	G	FGM-FGA	PCT	FTM-FTA	PCT	PTS/AVG
Rita Horky	8	39-		17- 24	.708	95/ 11.9
Joan Crawford	8	32-		27- 45	.600	91/ 11.4
Joyce Kite	8	22-		15- 19	.789	59/ 7.4
Carla Lowry	8	26		6- 12	.500	58/ 7.3
Carolyn Miller	8	16-		9- 18	.500	41/ 5.1
Katherine Washington	8	15-		8- 15	.533	38/ 4.8
Glenda Nicholson	8	11-		6- 9	.667	28/ 3.5
Patsy Neal	8	9-		8- 10	.800	26/ 3.3
June Stewart	5	3-		6- 9	.667	12/ 2.4
Lucille Davidson	8	4-		10- 15	.667	18/ 2.3
Marsha Scoggin	6	2-		5- 7	.714	9/ 1.5
Evelyn Searles	7	2-		3- 9	.333	7/ 1.0
Thelma Gay Ivey	0	0-		0- 0	----	0/ 0.0
<b>USA TOTALS</b>	8	181-		120-192	.625	482/ 60.3
<b>OPP. TOTALS</b>	8	113-		79-124	.637	305/ 38.1



### 1959 USA WOMEN'S PAN AMERICAN GAMES TEAM

**Kneeling (L-R):** Katherine Washington; Carla Lowry; June Stewart; Lucille Davidson; Joyce Kite; Patsy Neal.

**Standing (L-R):** Laurine Mickelsen, manager; Evelyn Searles; Rita Horky; Glenda Nicholson; Joan Crawford; Carolyn Miller; Marsha Scoggin; Harley Redin, head coach.

**Not Pictured:** Thelma Gay Ivey.

## SECOND PAN AMERICAN GAMES -- 1955

*Mexico City, Mexico*

*March 12-26, 1955*

1955 marked the first year of competition for women's basketball in the Pan American Games. The United States opened the competition by advancing through the field with a perfect 8-0 record to claim the first Pan American Games women's basketball gold medal.

Two preliminary tryouts for the 1955 USA women's team were held in Winston-Salem, N.C., and Canyon, Texas. The top four teams from those two sites then met in Hutchinson, Kan., for the finals. Hanes Hosiery Mills (Winston-Salem, N.C.) finished first, Wayland College Flying Queens (TX) was second, the Dons of Kansas City, Mo., placed third and Dowell's Dolls (Amarillo, Texas) finished fourth. The USA squad consisted of players from these four teams.

With a total of five teams competing in the inaugural women's Pan American Games basketball competition, a double round-robin schedule was established, with a game consisting of four quarters.

The USA team, directed by Wayland College Flying Queens head coach Caddo Mathews, trailed 30-20 against Brazil at halftime in the competition opener and lagged behind 41-34 at the end of three quarters. Rallying in the fourth quarter to pull out a 51-45 victory over Brazil, 5-8 Lurlyne Greer Mealhouse scored a team-high 15 points. Behind 21 points from Mealhouse and a record 17-of-17 shooting from the foul line by the U.S. team, the USA held off a determined Mexico 53-49. For the third consecutive game, Mealhouse led the U.S. offensive attack, accounting for 20 points, as the USA rolled over Chile

73-53. Limiting Canada to just two first quarter points, Ruth Cannon was the only player to score in double figures as she finished with 11 points to lead the Americans to a 46-25 win against Canada and improve the USA's record to 4-0.

Mealhouse erupted for 30 points, 13 coming from the foul line, in a 62-43 win over Brazil. And the U.S. captured a 63-35 win over host Mexico as Rita Alexander scored 13 and Mealhouse added 12 points. Claiming a 62-43 victory over Chile as Mealhouse scored 21 points and Ruth Cannon added 17, the American women kept their record perfect with a 61-39 win over Canada in the finale. Jumping out to a 22-10 lead after the first quarter, 11 of the USA's 12 players scored with Mealhouse leading the way over the Canadians with 12 points and Eunice Futch added 10.

By capturing the first gold medal, and recording convincing tournament victories over Chile and Brazil (the silver and bronze medal winners), the USA had staked its claim as a basketball power and made it certain that the U.S. would be the team the other nations would look to beat in 1959.

Mealhouse finished the 1955 Games as the only U.S. player to average in double figures, posting an 17.5 ppg. average. Her 140 points scored still rank as the most ever for a U.S. player in Pan Am competition.

### 1955 USA WOMEN'S PAN AMERICAN GAMES ROSTER

NAME	POS	HGT	WGT	AGE	AFFILIATION/SCHOOL	HOMETOWN
Rita Alexander	G	5-5		19	Wayland College Flying Queens	Coppell, TX
Ruby Cannon	G	5-3		21	Wayland College Flying Queens	Cotton Center, TX
Ruth Cannon	G	5-7		21	Wayland College Flying Queens	Cotton Center, TX
Eunies Futch	C	6-1		26	Hanes Hosiery Mills	Winston-Salem, NC
Evelyn Jordan	G	5-3		29	Hanes Hosiery Mills	Winston-Salem, NC
Edith Kline	F	5-8		22	Midland Jewelry	Kansas City, MO
Lurlyne Greer Mealhouse	F	5-8		26	Haines Hosiery/Little Rock J.C.	Desarc, AR
Lometa Odom	F	5-11		21	Wayland College Flying Queens	Topeka, KS
Barbara Ann Sipes	C	6-1		19	K. C. Dons/Iowa Wesleyan College	Dexter, IA
Maurienne Smithson	F	5-11		22	Wayland College Flying Queens	Summit, TX
Jo Helen White	F	5-10		20	Dowell's Dolls/West Texas State	Quail, TX
Faye Wilson	F	5-8		21	Wayland College Flying Queens	Duncanville, TX

**HEAD COACH:** Caddo Mathews, Wayland College Flying Queens

**MANAGER:** Lillian Van Blarcom, AAU (Wichita, KS)

#### 1955 USA RESULTS (8-0)

USA	51	Brazil	45
USA	53	Mexico	49
USA	73	Chile	53
USA	46	Canada	25
USA	62	Brazil	43
USA	63	Mexico	35
USA	62	Chile	43
USA	61	Canada	39

#### 1955 PAN AMERICAN GAMES FINAL STANDINGS

1. United States (8-0)
2. Chile (5-3)
3. Brazil (4-4)
4. Mexico (3-5)
5. Canada (0-8)

## 1955 USA WOMEN'S PAN AMERICAN GAMES CUMULATIVE STATISTICS

	G	FGM-FGA	PCT	FTM-FTA	PCT	PTS/AVG
L. Greer Mealhouse	8	42-		56- 89	.629	140/ 17.5
Ruth Cannon	8	28-		10- 21	.476	66/ 8.3
Rita Alexander	8	22-		12- 14	.857	56/ 7.0
Ruby Cannon	8	18-		11- 17	.647	47/ 5.9
Faye Wilson	8	11-		15- 25	.600	37/ 4.6
Eunies Futch	8	17-		2- 4	.500	36/ 4.5
Lometa Odom	8	10-		5- 17	.294	25/ 3.1
Barbara Ann Sipes	8	11-		0- 7	.000	22/ 2.8
Evelyn Jordan	8	8-		2- 4	.500	18/ 2.3
Jo Helen White	8	7-		4- 6	.667	18/ 2.3
Edith Kline	5	2-		1- 2	.500	5/ 1.0
Maurienne Smithson	4	0-		1- 4	.250	1/ 0.3
<b>USA TOTALS</b>	8	176-		119-206	.578	471/ 58.9
<b>OPP. TOTALS</b>	8	124-		84-171	.491	332/ 41.5



## 1955 USA MEN'S PAN AMERICAN GAMES TEAM

*Front Row (L-R): Ruby Cannon; Rita Alexander; Evelyn Jordan.*

*Middle Row (L-R): Edith Kline; Lurlyne Greer Mealhouse; Eunies Futch; Barbara Ann Sipes; Ruth Cannon.*

*Back Row (L-R): Lillian Van Blarcom, manager; Faye Wilson; Jo Helen White; Maurienne Smithson; Lometa Odom; Caddo Matthews, head coach.*

## Women's Pan American Games Summary Of Finishes

	GOLD	SILVER	BRONZE
United States	7	4	2
Brazil	3	4	3
Cuba	3	2	3
Canada	0	1	3
Chile	0	1	2
Mexico	0	1	0

## Women's Pan American Games Year-By-Year Final Standings

	1955	1959	1963	1967	1971	1975	1979	1983	1987	1991	1995	1999	2003	2007
1.	USA	USA	USA	BRA	BRA	USA	CUB	USA	USA	BRA	*Cancelled	CUB	CUB	USA
2.	CHI	BRA	BRA	USA	USA	MEX	USA	CUB	BRA	CUB		CAN	USA	BRA
3.	BRA	CHI	CHI	CAN	CUB	CUB	CAN	BRA	CAN	USA		USA	BRA	CUB
4.	MEX	CAN	CAN	MEX	MEX	BRA	BRA	CAN	CUB	CAN		BRA	CAN	CAN
5.	CAN	MEX		CUB	CAN	CAN	MEX	VEN	MEX	ARG		ARG	ARG	COL
6.					ECU	COL	PUR	PUR	PER			DOM	DOM	ARG
7.					COL	DOM	BOL		COL					MEX
8.						ELS								JAM

**LEGEND:** ARG-Argentina; BOL-Bolivia; BRA-Brazil; CAN-Canada; CHI-Chile; COL-Colombia; CUB-Cuba; DOM-Dominican Republic; ECU-Ecuador; ELS- El Salvador; JAM-Jamaica; MEX-Mexico; PER-Peru; PUR-Puerto Rico; USA-United States of America; VEN-Venezuela.

*\*The 1995 Pan American Games women's basketball was cancelled because not enough teams entered*

## USA Women's Pan American Games Head Coaches

YEAR	SITE	USA HEAD COACH	FINAL RECORD / MEDAL
2007	Rio de Janeiro, Brazil	Dawn Staley, Temple University	5-0 / Gold Medal
2003	Santo Domingo, Dom. Rep.	Debbie Ryan, University of Virginia	5-2 / Silver Medal
1999	Winnipeg, Canada	Nell Fortner, USA Basketball	4-3 / Bronze Medal
1995	Mar del Plata, Argentina	Paula Edney, Athletes inAction	Competition Cancelled
1991	Havana, Cuba	C. Vivian Stringer, University of Iowa	4-2 / Bronze Medal
1987	Indianapolis, Indiana, USA	Jody Conradt, University of Texas	4-0 / Gold Medal
1983	Caracas, Venezuela	Fran Garmon, Texas Christian University	5-0 / Gold Medal
1979	San Juan, Puerto Rico	Pat Head, University of Tennessee	5-1 / Silver Medal
1975	Mexico City, Mexico	Cathy Rush, Immaculata College (PA)	7-0 / Gold Medal
1971	Cali, Colombia	Harley Redin, Wayland Baptist College	5-1 / Silver Medal
1967	Winnipeg, Canada	Alberta Cox, Raytown Piperettes (MO)	6-2 / Silver Medal
1963	Sao Paulo, Brazil	John Head, Nashville Business College	6-1 / Gold Medal
1959	Chicago, Illinois, USA	Harley Redin, Wayland Baptist College	8-0 / Gold Medal
1955	Mexico City, Mexico	Caddo Mathews, Wayland College Flying Queens	8-0 / Gold Medal

## USA Women's Pan American Games Assistant Coaches

NAME	YEAR	AFFILIATION
Joan Bonvicini	1991	University of Arizona
Denise Curry	1999	California State Fullerton
Kathy Delaney-Smith	2007	Harvard University
Tonya Edwards	1995	Northwestern Community High School (MI)
Bill Gibbons	2007	The College of the Holy Cross
Peggie Gillom	1999	Texas A&M University
Betty Jo Graber	1979	Weatherford College
Colleen Matsuhara	1987	University of Texas
Tennie McGhee	1963	Nashville Business College
Billie Moore	1975	Fullerton State University
Cindy Noble-Hauserman	1995	Centre College
Olan Ruble	1967	Iowa Wesleyan College
Marianne Stanley	1991	University of Southern California
Dean Weese	1971	AAU (Spearman, Texas)
Kay Yow	1983	North Carolina State University

## USA Women's Pan American Games Managers

NAME	YEAR	AFFILIATION
Mildred Barnes	1975	Warrensburg, MO
Margaret Downing	1971, 1967	Southern State College
Lin Dunn	1987	Purdue University
Phyllis Holmes	1983	Greenville College
Laurine Mickelsen	1959	AAU (Murray, Utah)
Lea Plarski	1979	St. Louis Community College at Florissant Valley
Lillian Van Blarcom	1955	AAU (Wichita, Kansas)

# USA'S Women's All-Time Pan American Games Results

(Won 72, Lost 12)

## Argentina (4-0)

85- 54 2007  
93- 78 2003  
63- 55 1999  
97- 40 1991

## Bolivia (1-0)

85- 35 1979

## Brazil (15-6)

79- 66 2007  
75- 69 2003\*  
77- 64 2003  
85- 59 1999  
72- 77 1999  
84- 87 1991  
111- 87 1987  
84- 81 1987  
107- 92 1983  
111- 73 1979  
74- 55 1975  
60- 64 1971  
54- 59 1967  
42- 60 1967  
59- 43 1963  
48- 65 1963  
70- 59 1963  
64- 48 1959  
45- 43 1959  
62- 43 1955  
51- 45 1955

## Canada (17-0)

75- 59 2007  
56- 53 2003  
62- 46 1999  
92- 61 1991  
87- 70 1991  
87- 79 1983  
99- 89 1979  
75- 56 1975  
54- 50 1971  
43- 42 1967  
59- 46 1967  
68- 21 1963  
79- 39 1963  
65- 28 1959  
53- 39 1959  
61- 39 1955  
46- 25 1955

## Chile (6-0)

57- 37 1963  
72- 44 1963  
66- 41 1959  
55- 38 1959  
62- 43 1955  
73- 53 1955

## Colombia (3-0)

95- 41 2007  
74- 48 1975  
83- 49 1971

## Cuba (8-6)

78- 63 2007  
75- 64 2003  
84- 62 2003  
78- 87 1999  
64- 95 1999  
81- 86 1991  
91- 71 1991  
85- 80 1987  
100- 82 1983  
86- 91 1979  
70- 64 1975  
63- 62 1971  
51- 44 1967  
62- 48 1967

## Dominican Republic (3-0)

109- 54 2003  
92- 80 1999  
99- 50 1975

## Ecuador (1-0)

54- 35 1971

## El Salvador (1-0)

116- 28 1975

## Mexico (9-0)

92- 58 1979  
99- 65 1975  
57- 54 1971  
52- 42 1967  
48- 44 1967  
64- 32 1959  
70- 36 1959  
63- 35 1955  
53- 49 1955

## Peru (1-0)

110- 41 1987

## Puerto Rico (2-0)

112- 65 1983  
124- 69 1979

## Venezuela (1-0)

113- 33 1983

\*Overtime

# USA Women's All-Time Pan American Games Alphabetical Roster

<b>A</b>			<b>F</b>		
Matee Ajavon	2007	Rutgers	Sandra Fiete	1963	St. Joseph Pepsi-Cola
Rita Alexander	1955	Hutcherson Flying Queens/ Wayland Baptist	Mary Lois Finley	1967	Hutcherson Flying Queens/ Wayland Baptist
Nicky Anosike	2007	Tennessee	Emily Fox	2007	Minnesota
Jayne Appel	2007	Stanford	Eunice Futch	1955	Hanes Hosiery Mills
C. Phillips Aspedon	1967	Raytown Piperettes	<b>G</b>		
Jennifer Azzi	1991	Stanford	Katryna Gaither	1999	San Jose Lasers/Notre Dame
<b>B</b>			Linda Gamble	1971	Ouachita Baptist
Doris Barding	1963	Nashville Business	Betty Gaule	1967	Raytown Piperettes/ Missouri-Kansas City
Janice Beach	1971	Hutcherson Flying Queens/ Wayland Baptist C	Jennifer Gillom	1987	Mississippi
Catherine Benedetto	1967	Central Washington	Molly Goodenbour	1995	Stanford
Jenni Bewnningfield	2003	Vanderbilt	Bridgette Gordon	1991	Tennessee
Carol Blazejowski	1979	Montclair State	<b>H</b>		
Carol Bollinger	1971	Ouachita Baptist	Lola Ham	1967	Hutcherson Flying Queens/ Wayland Baptist
Susan Britton	1971	Hutcherson Flying Queens/ Wayland Baptist	Fran Harris	1987	Texas
Barbara Brown	1979	Stephen F. Austin State	Lusia Harris	1975	Delta State
Cindy Brown	1987	Long Beach State	Pat Head	1975	Tennessee-Martin
Edwina Brown	1999	Texas	Patty Jo Hedges	1983	Kentucky
Rebekkah Brunson	2003	Georgetown	Tara Heiss	1979	Maryland
Carolyn Bush	1975	Wayland Baptist	Sonja Henning	1991	Stanford
<b>C</b>			Amy Herrig	1999	Iowa
Edna Campbell	1995	Texas	Roneeka Hodges	2003	Florida State
Ruby Cannon	1955	Hutcherson Flying Queens/ Wayland Baptist	Rita Horky	1963,1959	Nashville Business/ Iowa Wesleyan
Ruth Cannon	1955	Hutcherson Flying Queens/ Wayland Baptist	Alexis Hornbuckle	2007	Tennessee
Jamie Careyu	2003	Texas	Melody Howard	1995	Southwest Missouri State
Brona Coble	1963	Nashville Business	Chardé Houston	2007	Connecticut
Marissa Coleman	2007	Maryland	Tasha Humphrey	2007	Georgia
Cheryl Cook	1983	Cincinnati	<b>I</b>		
Cynthia Cooper	1987	Southern California	Lisa Ingram	1983	Northeast Louisiana
Joan Crawford	1963, 1959	Nashville Business	Thelma Gay Ivey	1959	Clarendon J. C.
Sylvia Crawley	1999	Portland Power/ North Carolina	<b>J</b>		
Beth Cunningham	1999	Philadelphia Rage/Notre Dame	Evelyn Jordan	1955	Hanes Hosiery Mills
Denise Curry	1983, 1979	UCLA	<b>K</b>		
<b>D</b>			Kris Kirchner	1979	Maryland
Lucille Davidson	1959	Ray Smith Fords	Joyce Kite	1959	Hutcherson Flying Queens/ Wayland Baptist
Clarissa Davis	1987	Texas	Edith Kline	1955	Midland Jewelry
Myrna DeBerry	1967	Ouachita Baptist	Laurie Koehn	2003	Kansas State
Karen Deden	1995	Washington	<b>L</b>		
Medina Dixon	1991	Old Dominion	Venus Lacey	1991	Louisiana Tech
Anne Donovan	1987,1983	Old Dominion	Erlana Larkins	2007	North Carolina
Carolyn Dornak	1971	Hutcherson Flying Queens/ Wayland Baptist	Janice Lawrence	1983	Louisiana Tech
Nancy Dunkle	1975	California State Fullerton	Charlotte Lewis	1975	Illinois State
<b>E</b>			Nancy Lieberman	1979,	Old Dominion/ Far Rockaway H. S. (NJ)
Rita Easterling	1975	Mississippi College-Women	Andrea Lloyd	1991,1987	Texas
Michelle Edwards	1991	Iowa	Carla Lowry	1959	Hutcherson Flying Queens/ Wayland Baptist
Teresa Edwards	1991,1987	Georgia			
Kamie Ethridge	1987	Texas			
Dena Evans	1995	Virginia			

	<b>M</b>					
Michelle Marciniak	1999	Nashville Noise/Tennessee		Marcia Shieldknight	1971	Hutcherson Flying Queens/ Wayland Baptist
Glyna Masten	1963	Hutcherson Flying Queens/ Wayland Baptist		Julienne Simpson	1975	John F. Kennedy
Judy Matlock	1967	Raytown Piperettes/ Missouri-Kansas City		Barbara Ann Sipes	1967,	Raytown Piperettes/Iowa Wesleyan
Janel McCarville	2003	Minnesota			1955	K. C. Dons/Iowa Wesleyan
Katrina McClain	1991, 1987	Georgia		Mauriece Smith	1967	Raytown Piperettes/ Missouri-Kansas City
Angel McCoughtry	2007	Louisville		Maurienne Smithson	1955	Hutcherson Flying Queens/ Wayland Baptist
Danielle McCulley	1999	Portland Power/ Western Kentucky		Dawn Staley	1995	Virginia
Pam McGee	1983	Southern California		Katy Steding	1995	Stanford
Carla McGhee	1995	Tennessee		June Stewart	1959	Hutcherson Flying Queens/ Wayland Baptist
L. Greer Mealhouse	1955	Hanes Hosiery Mills/ Little Rock J. C.		Andrea Stinson	1991	North Carolina State
Ann Meyers	1979, 1975	UCLA		Regina Street	1991	Memphis State
Carolyn Miller	1967, 1959	Houston Jets/ Hutcherson Flying Queens/ Wayland Baptist		Ann Strother	2003	Connecticut
Cheryl Miller	1983	Southern California		Lois Stuflick	1971	Parsons College
Loree Moore	2003	Tennessee		Jackie Swaim	1979	Texas
Kim Mulkey	1983	Louisiana Tech		Laura Switzer	1963	Hutcherson Flying Queens/ Wayland Baptist
Patsy Neal	1959	Hutcherson Flying Queens/ Wayland Baptist		Sheryl Swoopes	1995	Texas Tech
Sally Nerren	1963	Nashville Business College				<b>T</b>
Glenda Nicholson	1959	Iowa Wesleyan		Lindsay Taylor	2003	UC Santa Barbara
Cindy Noble	1983	Tennessee		Mel Thomas	2007	Connecticut
Mary Ann O'Connor	1975	Southern Connecticut State		Iciss Tillis	2003	Duke
Lometa Odom	1955	Hutcherson Flying Queens/ Wayland Baptist		Jan Trombly	1979	Old Dominion
Anita Palmer	1971	Wisconsin		Barbara Turner	2003	Connecticut
Tari Phillips	1995	Central Florida				<b>U</b>
LaTaunya Pollard	1983	Long Beach State		Ito Umoh	1999	Clemson
Nicole Powell	2003	Stanford				<b>V</b>
Lynn Pride	1999	Kansas		Sandy Van Cleave	1971	Parsons College
Jill Rankin	1979	Wayland Baptist				<b>W</b>
Cherri Rapp	1975,	Hutcherson Flying Queens/ Wayland Baptist		DeMya Walker	1999	Virginia
Sue Rojewicz	1975	Southern Connecticut State		Rosie Walker	1979	Stephen F. Austin State
Doris Rogers	1963	Nashville Business		Holly Warlick	1979	Tennessee
Annette Kay Rutt	1967	Raytown Piperettes/Illinois State		Katherine Washington	1959	Hutcherson Flying Queens/ Wayland Baptist
Norma Schwarz	1963	Sioux Machinery/Westmar		Umeki Webb	1999	Phoenix Mercury/ North Carolina State
Marsha Scoggin	1959	Hutcherson Flying Queens/ Wayland Baptist		Jo Helen White	1955	Dowell's Dolls/ West Texas State
Alisa Scott	1987	Mississippi		Valeria Whiting	1995	Stanford
Betty Scott	1963	Hutcherson Flying Queens/ Wayland Baptist		Sue Wicks	1987	Rutgers
Evelyn Searles	1959	Dowell's Dolls		Candice Wiggins	2007	Stanford
Becky Shaw	1971	Raytown Piperettes		Lorraine Williams	1963	Iowa Wesleyan
				Mary Williams	1971	Hutcherson Flying Queens/ Wayland Baptist
				Faye Wilson	1955	Hutcherson Flying Queens/ Wayland Baptist
				Dixie Woodall	1967	Raytown Piperettes
				Lynette Woodard	1991, 1983	Kansas
				Dana Wynne	1998	Colorado Xplosion/Seton Hall

# USA Women's All-Time Pan American Game Roster By Affiliation

## UC Santa Barbara

Lindsay Taylor

## California State Fullerton

Nancy Dunkle (1975)

## Central Florida

Tari Phillips (1995)

## Central Washington

Catherine Benedetto (1967)

## Cincinnati

Cheryl Cook (1983)

## Clarendon J.C.

Thelma Gay Ivey (1959)

## Clemson

Ito Umoh

## Colorado Xplosion

Dana Wynne (1999)

## Connecticut

Chardé Houston (2007)

Ann Strother (2003)

Barbara Turner (2003)

## UC Santa Barbara

Lindsay Taylor (2003)

## Delta State

Lusia Harris (1975)

## Dowell's Dolls

Evelyn Searles (1959)

Helen Jo White (1955)

## Duke

Iceiss Tillis (2003)

## Far Rockaway H.S. (NJ)

Nancy Lieberman (1975)

## Florida State

Roneeka Hodges (2003)

## Georgia

Teresa Edwards (1991, 1987)

Tasha Humphrey (2007)

Katrina McClain (1991, 1987)

## Georgetown

Rebekkah Brunson (2003)

## Hanes Hosiery Mills

Eunice Futch (1955)

Evelyn Jordan (1955)

Lurlyne Greer Mealhouse (1955)

## Houston Jets

Carolyn Miller (1967)

## Hutcherson Flying

### Queens

Rita Alexander (1955)

Janice Beach (1971)

Carolyn Bosh (1975)

Susan Britton (1971)

Ruby Cannon (1955)

Ruth Cannon (1955)

Carolyn Dornak (1971)

Mary Lois Finley (1967)

Lola Ham (1967)

Joyce Kite (1959)

Carla Lowry (1959)

Glyna Masten (1963)

Judy Matlock (1967)

Carolyn Miller (1959)

Patsy Neal (1959)

Lometa Odom (1955)

Cherri Rapp (1971)

Marsha Scoggin (1959)

Betty Scott (1963)

Marcia Shieldknight (1971)

Maurienne Smithson (1955)

June Stewart (1959)

Laura Switzer (1963)

Katherine Washington (1959)

Mary Williams (1971)

Faye Wilson (1955)

## Illinois State

Charlotte Lewis (1975)

Annette Kay Rutt (1967)

## Iowa

Michelle Edwards (1991)

Amy Herrig (1999)

## Iowa Wesleyan

Rita Horky (1963, 1959)

Glenda Nicholson (1959)

Barbara Ann Sipes (1967, 1955)

Lorraine Williams (1963)

## John F. Kennedy College

Julienne Simpson (1975)

## Kansas

Lynn Pride (1999)

Lynette Woodard (1991, 1983)

## Kansas City Dons

Barbara Ann Sipes (1955)

## Kansas State

Laurie Koehn (2003)

## Kentucky

Patty Jo Hedges (1983)

## Little Rock J.C.

Lurlyne Greer Mealhouse (1955)

## Long Beach State

Cindy Brown (1987)

LaTaunya Pollard (1983)

## Louisiana Tech

Venus Lacey (1991)

Janice Lawrence (1983)

Kim Mulkey (1983)

## Louisville

Angel McCoughtry (2007)

## Maryland

Marissa Coleman (2007)

Tara Heiss (1979)

Kris Kirchner (1979)

## Memphis State

Regina Street (1991)

## Midland Jewelry

Edith Kline (1955)

## Minnesota

Emily Fox (2007)

Janel McCarville (2003)

## Mississippi

Jennifer Gillom (1987)

Alisa Scott (1987)

## Mississippi College-Women

Rita Easterling (1975)

## Missouri - Kansas City

Betty Gaule (1967)

Judy Matlock (1967)

Mauriece Smith (1967)

## Montclair State College

Carol Blazejowski (1979)

## Nashville Business College

Doris Barding (1963)

Brona Coble (1963)

Joan Crawford (1963, 1959)

Rita Horky (1963, 1959)

Sally Nerren (1963)

Doris Rogers (1963)

## Nashville Noise

Michelle Marciniak (1999)

## North Carolina

Sylvia Crawley (1999, 1995)

Erlana Larkins (2007)

## North Carolina State

Andrea Stinson (1991)

Umeki Webb (1999)

### **Northeast Louisiana**

Lisa Ingram (1983)

### **Notre Dame**

Beth Cunningham (1999)

Katryna Gaither (1999)

### **Old Dominion**

Medina Dixon (1991)

Anne Donovan (1987, 1983)

Nancy Lieberman (1979)

Jan Trombly (1979)

### **Ouachita Baptist**

Carol Bollinger (1971)

Myrna DeBerry (1967)

Linda Gamble (1971)

### **Parsons College**

Lois Stuflick (1971)

Sandy Van Cleave (1971)

### **Philadelphia Rage**

Beth Cunningham (1999)

### **Phoenix Mercury**

Umeki Webb (1999)

### **Portland Power**

Sylvia Crawley (1999)

Danielle McCulley (1999)

### **Ray Smith Fords**

Lucille Davidson (1959)

### **Raytown Piperettes**

Carole Phillips Aspedon (1967)

Betty Gaule (1967)

Judy Matlock (1967)

Annette Kay Rutt (1967)

Becky Shaw (1971)

Barbara Ann Sipes (1967, 1955)

Mauriece Smith (1967)

Dixie Woodall (1967)

### **Rutgers (NJ)**

Matee Ajavon (2007)

Sue Wicks (1987)

### **St. Joseph's Pepsi-Cola**

Sandra Fiete (1963)

### **San Jose Lasers**

Katryna Gaither (1999)

### **Seton Hall**

Dana Wynne (1999)

### **Sioux Machinery**

Norma Schwarz (1963)

### **Southern California**

Cynthia Cooper (1987)

Pam McGee (1983)

Cheryl Miller (1983)

### **Southern Connecticut State**

Mary Ann O'Connor (1975)

Sue Rojcewicz (1975)

### **Southwest Missouri State**

Melody Howard (1995)

### **Stanford**

Jayne Appel (2007)

Jennifer Azzi (1991)

Molly Goodenbour (1995)

Sonja Henning (1991)

Nicole Powell (2003)

Katy Steding (1995)

Valeria Whiting (1995)

Candice Wiggins (2007)

### **Stephen F. Austin State**

Barbara Brown (1979)

Rosie Walker (1979)

### **Tennessee**

Nicky Anosike (2007)

Bridgette Gordon (1991)

Alexis Hornbuckle (2007)

Michelle Marciniak (1999)

Carla McGhee (1995)

Loree Moore (2003)

Cindy Noble (1983)

Holly Warlick (1979)

### **Tennessee - Martin**

Pat Head (1975)

### **Texas**

Edwina Brown (1999)

Edna Campbell (1995)

Jamie Carey (2003)

Clarissa Davis (1987)

Kamie Ethridge (1987)

Fran Harris (1987)

Andrea Lloyd (1991, 1987)

Jackie Swaim (1979)

### **Texas Tech**

Sheryl Swoopes (1995)

### **UCLA**

Denise Curry (1983, 1979)

Ann Meyers (1979, 1975)

### **Vanderbilt**

Jenni Benningfield (2003)

### **Virginia**

Dena Evans (1995)

Dawn Staley (1995)

DeMya Walker (1999)

### **Washington**

Karen Deden (1995)

### **Wayland Baptist**

Rita Alexander (1955)

Janice Beach (1971)

Susan Britton (1971)

Carolyn Bush (1975)

Ruby Cannon (1955)

Ruth Cannon (1955)

Carolyn Dornak (1971)

Mary Lois Finley (1967)

Lola Ham (1967)

Joyce Kite (1959)

Carla Lowry (1959)

Glyna Masten (1963)

Judy Matlock (1967)

Carolyn Miller (1967, 1959)

Patsy Neal (1959)

Lometa Odom (1955)

Jill Rankin (1979)

Cherri Rapp (1975, 1971)

Marsha Scoggin (1959)

Betty Scott (1963)

Marcia Shieldknight (1971)

Maurienne Smithson (1955)

June Stewart (1959)

Laura Switzer (1963)

Katherine Washington (1959)

Mary Williams (1971)

Faye Wilson (1955)

### **West Texas State**

Helen Jo White (1955)

### **Western Kentucky**

Danielle McCulley (1999)

### **Westmar College**

Norma Schwarz (1963)

### **Wisconsin**

Anita Palmer (1971)

## USA Individual Competition Records -- Pan American Games

### MOST POINTS:

Lurlyne Greer Mealhouse	. 140 (17.5)	.....1955
Joan Crawford	. 114 (16.3)	.....1963
Teresa Edwards	. 108 (18.0)	.....1991
Barbara Ann Sipes	. 108 (13.5)	.....1967
Cheryl Miller	. 99 (19.8)	.....1983

### \*MOST REBOUNDS:

Katrina McClain	. 53 ( 8.8)	.....1991
Lynn Pride	. 49 ( 7.0)	.....1999
Rebekkah Brunson	. 39 ( 5.6)	.....2003
Katrina McClain	. 40 (10.0)	.....1987
Denise Curry	. 36 ( 7.2)	.....1979
Edwina Brown	. 36 ( 5.1)	.....1999
Nancy Lieberman	. 36 ( 6.0)	.....1979

*\*Rebounds have been kept as an official statistic since the 1975 Pan American Games.*

### \*HIGHEST FIELD GOAL PERCENTAGE:

Jackie Swaim	. 840 (21-25)	.....1979
Janice Lawrence	. 698 (30-43)	.....1983
Cheryl Miller	. 691 (38-55)	.....1983
Andrea Lloyd	. 667 (18-27)	.....1991
Rosie Walker	. 659 (27-41)	.....1979

*\*Field goals attempted were not kept for the 1975, 1967, 1963, 1959 and 1955 Pan American Games.*

### \*HIGHEST 3-POINT FIELD GOAL PERCENTAGE:

*(minimum of one attempt a game)*

Angel McCoughtry	. 700 ( 7-10)	.....2007
Tasha Humphrey	. 625 (10-16)	.....2007
Cynthia Cooper	. 625 ( 5- 8)	.....1987
Laurie Koehn	. 567 (17-30)	.....2003
Jennifer Azzi	. 563 ( 9-16)	.....1991

*\*3-Point field goals have been an official statistic since the 1987 Pan American Games.*

### \*HIGHEST FREE THROW PERCENTAGE:

*(minimum of one attempt a game)*

Janice Beach	. 1.000 ( 8- 8)	.....1971
Jamie Carey	. 933 (14-15)	.....2003
Amy Herrig	. 889 (16-18)	.....1999
Teresa Edwards	. 875 (14-16)	.....1991
Regina Street	. 875 ( 7- 8)	.....1991
Linda Gamble	. 875 ( 7- 8)	.....1971
Glyna Masten	. 875 ( 7- 8)	.....1963

*\*Free throws were not kept for the 1975 and 1967 Pan American Games.*

### \*MOST ASSISTS:

Edwina Brown	. 28 (4.0)	.....1999
Michelle Marciniak	. 27 (3.9)	.....1999
Teresa Edwards	. 26 (4.3)	.....1991
Teresa Edwards	. 23 (5.8)	.....1987
Fran Harris	. 18 (4.5)	.....1987

*\*Assists have been kept as an official statistic since the 1979 Pan American Games with the exception of 1983.*

### \*MOST BLOCKED SHOTS:

Anne Donovan	. 13 (3.3)	.....1987
Nicky Anosike	. 6 (1.2)	.....2007
Rebekkah Brunson	. 6 (0.9)	.....2003

*\*Blocked shots have been kept as an official statistic since the 1987 Pan American Games.*

### \*MOST STEALS:

Loree Moore	. 18 (2.6)	.....2003
Andrea Lloyd	. 18 (3.0)	.....1991
Edwina Brown	. 17 (2.4)	.....1999
Teresa Edwards	. 16 (2.7)	.....1991
Bridgette Gordon	. 12 (2.0)	.....1991

*\*Steals have been kept as an official statistic since the 1987 Pan American Games.*

## USA Team Competition Records -- Pan American Games

**MOST POINTS:** 597 in 1979

**MOST POINTS AVERAGED:** 103.8 in 1983

**MOST FGM:** 251 in 1979

**MOST FGA:** 459 (6 games) in 1979

**HIGHEST FIELD GOAL PERCENTAGE:** .581% in 1983

**MOST 3PM:** 52 in 2003

**MOST 3PA:** 132 in 2003

**HIGHEST 3-POINT PERCENTAGE:** .472% in 2007

**MOST FTM:** 120 (6 games) in 1991

**MOST FTA:** 164 (5 games) in 1983  
197 (8 games) in 1955

**HIGHEST FREE THROW PERCENTAGE:** .779% in 1999

**MOST REBOUNDS:** 182 (4 games) in 1987  
216 (5 games) in 2007  
272 (7 games) in 1999

**HIGHEST REBOUND AVERAGE:** 45.5 in 1987

**MOST ASSISTS:** 104 in 1999

**MOST BLOCKED SHOTS:** 24 in 1987

**MOST STEALS:** 95 in 1991

## USA Individual Game Records -- Pan American Games

### MOST POINTS:

30, Katrina McClain vs. Brazil	.8/23/87
30, Cheryl Miller vs. Cuba	.8/23/83
30, Lurlyne Mealhouse vs. Brazil	.3/19/55
28, Rosie Walker vs. Canada	.7/06/79
27, Matee Ajavon vs. Brazil	.7/24/07
27, Rosie Walker vs. Cuba	.7/13/79
27, Denise Curry vs. Puerto Rico	.7/02/79
26, Teresa Edwards vs. Brazil	.8/15/87
25, Joan Crawford vs. Brazil	.4/26/63
24, Cheryl Miller vs. Brazil	.8/19/83

### MOST FGM:

11, Matee Ajavon vs. Brazil	.7/24/07
11, Teresa Edwards vs. Brazil	.8/15/87

### \*MOST FGA:

21, Teresa Edwards vs. Cuba	.8/10/91
-----------------------------	----------

### \*HIGHEST FIELD GOAL PERCENTAGE:

1.000 (7-7), Teresa Edwards vs. Peru	.8/12/87
--------------------------------------	----------

*\*Field goals attempted were not kept for the 1975, 1967, 1963, 1959 and 1955 Pan American Games.*

### \*MOST 3PM:

6, Laurie Koehn vs. Dominican Republic	.8/06/03
6, Jamie Carey vs. Brazil	.8/04/03

### \*MOST 3PA:

8, Laurie Koehn vs. Dominican Republic	.8/06/03
8, Teresa Edwards vs. Cuba	.8/10/91

### \*HIGHEST 3-POINT FIELD GOAL PERCENTAGE:

1.000 (6-6), Jamie Carey vs. Brazil	.8/04/03
-------------------------------------	----------

*\*3-Point field goals have been an official statistic since the 1987 Pan American Games.*

### \*MOST FTM:

13, Lurlyne Mealhouse vs. Chile	.3/22/55
---------------------------------	----------

### \*MOST FTA:

23, Lurlyne Mealhouse vs. Brazil	.3/19/55
----------------------------------	----------

### \*HIGHEST FREE THROW PERCENTAGE:

1.000 (9-9), Lurlyne Mealhouse vs. Mexico	.3/14/55
---	----------

*\*Free throws were not kept for the 1975 and 1967 Pan American Games.*

### \*MOST REBOUNDS:

15, Anne Donovan vs. Brazil	.8/15/87
-----------------------------	----------

*\*Rebounds have been kept as an official statistic since the 1979 Pan American Games.*

### \*MOST ASSISTS:

8, Michelle Marciniak vs. Brazil	.8/06/99
8, Teresa Edwards vs. Cuba	.8/08/91
8, Teresa Edwards vs. Brazil	.8/23/87

*\*Assists have been kept as an official statistic since the 1979 Pan American Games with the exception of 1983.*

### \*MOST BLOCKED SHOTS:

6, Anne Donovan vs. Cuba	.8/19/87
--------------------------	----------

*\*Blocked shots have been kept as an official statistic since the 1987 Pan American Games.*

### \*MOST STEALS:

6, Andrea Lloyd vs. Argentina	.8/05/91
6, Teresa Edwards vs. Brazil	.8/04/91

*\*Steals have been kept as an official statistic since the 1987 Pan American Games.*

## USA Team Game Records -- Pan American Games

**MOST POINTS:** 124 vs. Puerto Rico, 7/02/79

**MOST REBOUNDS:** 50 vs. Colombia, 7/20/07  
50 vs. Peru, 8/12/87

**MOST FGM:** 46 vs. Brazil, 8/23/87

46 vs. Puerto Rico, 7/02/79

**MOST FGA:** 89 vs. Brazil, 8/23/87

**HIGHEST FIELD GOAL PERCENTAGE:**  
.694% (43-62) vs. Peru, 8/12/87

**MOST 3PM:** 12 vs. Dominican Republic, 8/6/03

**MOST 3PA:** 25 vs. Argentina, 7/21/07

**HIGHEST 3-POINT PERCENTAGE:**  
1.000% (3-3), vs. Peru, 8/12/87

**MOST FTM:** 34 vs. Cuba, 8/23/83

**MOST FTA:** 44 vs. Puerto Rico, 7/02/79

**HIGHEST FREE THROW PERCENTAGE:**  
1.000% (18-18) vs. Brazil, 8/08/03  
1.000% (17-17) vs. Mexico, 3/14/55

**MOST ASSISTS:** 31 vs. Dominican Republic, 8/6/03

**MOST BLOCKED SHOTS:** 12 vs. Cuba, 8/19/87

**MOST STEALS:** 22 vs. Brazil, 8/04/91

## USA Individual Career Records -- Pan American Games

### MOST GAMES:

Joan Crawford	.15	.....	1963, 1959
Rita Horky	.15	.....	1963, 1959
Ann Meyers	.13	.....	1979, 1975
Teresa Edwards	.10	.....	1991, 1987
Andrea Lloyd	.10	.....	1991, 1987
Katrina McClain	.10	.....	1991, 1987
Denis Curry	.10	.....	1983, 1979
Lynette Woodard	.9	.....	1991, 1983

### MOST POINTS:

Joan Crawford	.205 (13.7)	.....	1963, 1959
Rita Horky	.149 ( 9.9)	.....	1963, 1959
Teresa Edwards	.175 (17.5)	.....	1991, 1987
Katrina McClain	.163 (16.3)	.....	1991, 1987
Greer Mealhouse	.128 (18.3)	.....	1955
Denis Curry	.125 (12.5)	.....	1983, 1979
Joan Crawford	.114 (16.3)	.....	1963
Barbara Ann Sipes	.108 (13.5)	.....	1967
Lynette Woodard	.104 (11.6)	.....	1991, 1983
Cheryl Miller	.99 (19.8)	.....	1983

### \*MOST REBOUNDS:

Katrina McClain	.93 ( 9.3)	.....	1991, 1987
Denise Curry	.54 ( 5.4)	.....	1983, 1979
Andrea Lloyd	.50 ( 5.0)	.....	1991, 1987
Lynn Pride	.49 ( 7.0)	.....	1999
Anne Donovan	.45 ( 6.4)	.....	1987, 1983

*\*Rebounds have been kept as an official statistic since the 1979 Pan American Games.*

### \*HIGHEST FIELD GOAL PERCENTAGE:

Jackie Swaim	..840 (21-25)	.....	1979
Janice Lawrence	..698 (30-43)	.....	1983
Cheryl Miller	..691 (38-55)	.....	1983
Rosie Walker	..659 (27-41)	.....	1979
Andrea Lloyd	..644 (29-45)	.....	1991, 1987

*\*Field goals attempted were not kept for the 1975, 1967, 1963, 1959 and 1955 Pan American Games.*

### \*HIGHEST 3-POINT FIELD GOAL PERCENTAGE:

Cynthia Cooper	..625 ( 5- 8)	.....	1987
Laurie Koehn	..567 (17-30)	.....	2003
Jennifer Azzi	..563 ( 9-16)	.....	1991
Jamie Carey	..464 (13-28)	.....	2003
Jenni Benningfield	..375 ( 3- 8)	.....	2003
Roneeka Hodges	..375 ( 3- 8)	.....	2003

*\*3-Point field goals have been an official statistic since the 1987 Pan American Games.*

### \*HIGHEST FREE THROW PERCENTAGE:

*(minimum of one made a game):*

Janice Beach	..1.000 ( 8- 8)	.....	1971
Jamie Carey	..933 (14-15)	.....	2003
Amy Herrig	..889 (16-18)	.....	1999
Regina Street	..875 ( 7- 8)	.....	1991
Linda Gamble	..875 ( 7- 8)	.....	1971
Glyna Masten	..875 ( 7- 8)	.....	1963

*\*Free throws were not kept for the 1975 and 1967 Pan American Games.*

### \*MOST ASSISTS:

Teresa Edwards	..49 (4.9)	.....	1991, 1987
Edwina Brown	..28 (4.0)	.....	1999
Michelle Marciniak	..27 (3.9)	.....	1999
Fran Harris	..18 (4.5)	.....	1987
Jamie Carey	..16 (2.3)	.....	2003

*\*Assists have been kept as an official statistic since the 1979 Pan American Games with the exception of 1983.*

### \*MOST BLOCKED SHOTS:

Anne Donovan	..13 (3.3)	.....	1987
Rebekkah Brunson	..6 (0.9)	.....	2003
Jenni Benningfield	..5 (0.7)	.....	2003
Sylvaia Crawley	..5 (0.8)	.....	1999
Lynn Pride	..5 (0.7)	.....	1999

*\*Blocked shots have been kept as an official statistic since the 1987 Pan American Games.*

### \*MOST STEALS:

Teresa Edwards	..24 (2.4)	.....	1991, 1987
Andrea Lloyd	..22 (2.2)	.....	1991, 1987
Loree Moore	..18 (2.6)	.....	2003
Edwina Brown	..17 (2.4)	.....	1999
Bridgette Gordon	..12 (2.0)	.....	1991

*\*Steals have been kept as an official statistic since the 1987 Pan American Games.*

# 2009-2012 USA Basketball Board of Directors



**Jerry Colangelo**  
Chairman  
NBA Representative  
JDMD Investments,  
LLC



**Kim Bohuny**  
NBA Representative  
Senior Vice  
President, Basketball  
Operations-  
International, NBA



**Teresa Edwards**  
Athlete Representative  
1984, 1988, 1996,  
2000 Olympic Gold  
Medalist, 1992 Olympic  
Bronze Medalist



**Len Elmore**  
NCAA Representative  
Chief Executive  
Officer, iHoops



**Bob Gardner**  
NFHS Representative  
Executive Director,  
National Federation  
of State High School  
Associations



**Billy Hunter**  
At-Large  
Representative  
Executive Director,  
National Basketball  
Players Association



**Stu Jackson**  
NBA Representative  
Executive Vice  
President, Basketball  
Operations, NBA



**Bernard Muir**  
NCAA Representative  
Director of Athletics  
and Recreation  
Services, University  
of Delaware



**Chris Plonsky**  
NCAA Representative  
Director Women's  
Athletics / Athletics  
External Services,  
University of Texas



**Rod Seaford**  
National Organizations  
Representative  
Past National  
Chairman of AAU  
Boys Basketball



**Steve Smith**  
Athlete Representative  
2000 Olympic Gold  
Medalist



**Val Ackerman**  
Ex Officio  
USA Basketball  
Past President

## USA Basketball Staff



**Jim Tooley**  
CEO /  
Executive Director  
USA Basketball

**USA Basketball**  
5465 Mark Dabbling Boulevard  
Colorado Springs, CO  
80918-3842  
Phone: (719) 590-4800  
Fax: (719) 590-4811

[www.usabasketball.com](http://www.usabasketball.com)

**Jim Tooley**  
CEO / Executive Director

**Brent Baumberger**  
Chief Financial Officer

**Carol Callan**  
Women's National Team Director

**Sean Ford**  
Men's National Team Director

**Craig Miller**  
Chief Media/Communications Officer

**Caroline Williams**  
Director, Communications

**Heather Mosher Awtry**  
Assistant Director, Finance and  
Administration

**B.J. Johnson**  
Assistant Men's National Team Director

**Jamie Carey**  
Assistant Women's National Team  
Director

**Ellis Dawson**  
Assistant Director, National Teams  
Operations

**Jenny Maag**  
Manager, Communications

**Anna Brown**  
Programs Coordinator

**Kenisha Ikener**  
Receptionist / Administration Assistant

# USA Basketball Committees

## USA Basketball Standing Committees

### Finance Committee

Jerry Colangelo (NBA)  
Bob Gardner (NFHS)  
Bernard Muir (NCAA)  
Steve Smith (Athlete Representative)

### Nominating & Governance Committee

To be determined in 2012 for Board  
nomination process

### Officials Advisory Panel

John Adams (NCAA)  
Sally Bell (Past Olympic Referee)  
Joe Borgia (NBA)  
Dee Kantner (WNBA)  
Terry Moore (Past Olympic Referee)  
Mary Struckhoff (NCAA)

### Women's Committee

Val Ackerman, USA Basketball past  
President  
Beth Bass, WBCA, USA Basketball past  
Board member  
Reneé Brown, WNBA, USA Basketball  
past Board member  
Tamika Catchings, Athlete Representative  
Teresa Edwards, Athlete Representative,  
current USA Basketball Board  
member  
Jim Foster, former National Team  
Coach/active Collegiate Head  
Coach  
Sonja Henning, Nike  
Scott Paddock, USA Basketball  
past Board member  
Marsha Sharp, NCAA, former National  
Team Coach  
Carol Stiff, ESPN  
Carol Callan, USA Basketball,  
Staff Liaison

## USA Basketball Men's Committees

### Junior National Team Committee

*(Committee selects coaches and athletes for USA Basketball college-aged competitions, which include the FIBA U19 World Championships; the FIBA Americas U18 Championships; the World University Games; and the Pan American Games.)*

**Chair:** Jim Boeheim (Syracuse)  
Lorenzo Romar (Washington)  
Bruce Weber (Illinois)  
Roy Williams (North Carolina)  
Jay Williams (Athlete Representative)

### Developmental National Team Committee

*(Committee selects coaches and athletes for USA Basketball teams competing in the FIBA Americas U16 Championships; and the FIBA U17 World Championships. The Men's Developmental National Team Committee also selects staff and players for the Nike Hoop Summit.)*

**Chair:** Sean Ford (USA Basketball,  
non-voting)  
Ron Crawford (AAU)  
Eric Flannery (NFHS)  
John Olive (NFHS)  
Boo Williams (AAU)  
Kermit Holmes (Athlete Representative)



## USA Basketball Women's Committees

### National Team Ad Hoc Committee

*(The role of the USA Basketball Women's National Team Ad Hoc Committee is to review basketball matters related to the participation of the Women's National Team in the FIBA World Championships and the Olympics.)*

Val Ackerman (Past President)  
Reneé Brown (WNBA)  
Carol Callan (USA Basketball)  
Jim Tooley (USA Basketball)  
Teresa Edwards (Athlete Representative)

### Junior National Team Committee

*(The Committee selects coaches and athletes for USA Basketball teams competing in the FIBA U19 World Championships; the FIBA Americas U18 Championships; the World University Games; and the Pan American Games.)*

**Chair:** Sue Donohoe (NCAA)  
Joanne Boyle (California)  
Coquese Washington (Penn State)  
Connie Yori (Nebraska)  
Beth Cunningham (Athlete Representative)

### Developmental National Team Committee

*(The Committee selects coaches and athletes for USA Basketball teams competing in the FIBA Americas U16 Championships; and the FIBA U17 World Championships.)*

**Chair:** Carol Callan (USA Basketball,  
non-voting)  
Jill Meerman (NFHS)  
Jody Patrick (AAU)  
Sue Phillips (NFHS)  
Brian Robinson (AAU)  
Ruthie Bolton (Athlete Representative)

# USA Basketball Today

Based in Colorado Springs, Colo., USA Basketball is a nonprofit organization and the national governing body for men's and women's basketball in the United States. As the recognized governing body for basketball in the United States by the International Basketball Federation (FIBA) and the United States Olympic Committee (USOC), USA Basketball is responsible for the selection, training and fielding of USA teams that compete in FIBA sponsored international basketball competitions, as well as for some national competitions.

USA Basketball is an organization made up of organizations. There are five member categories.

## Professional:

- National Basketball Association
- National Basketball Association Development League
- Women's National Basketball Association

## Collegiate:

- National Association of Intercollegiate Athletics
- National Collegiate Athletic Association
- National Junior College Athletic Association

## Scholastic:

- National Federation of State High School Associations

## Youth:

- Amateur Athletic Union

## Associate:

- Athletes In Action
- Basketball Travelers
- College Commissioners Association
- Harlem Globetrotters
- International Sports Exchange
- Latin America League of Los Angeles
- National Amateur Basketball Association
- National Association of Basketball Coaches
- National Basketball Coaches Association
- National Basketball Players Association
- National Junior College Basketball Coach Association
- National Junior College Women's Coach Association
- National Pro-Am City Leagues Association
- National Wheelchair Basketball Association
- Sport Tours International
- USA Deaf Sports Federation
- United States Armed Forces
- Women's Basketball Coaches Association.

USA Basketball was organized in 1974 and known as the Amateur Basketball Association of the United States of America (ABAUSA). The name change to USA Basketball occurred Oct. 12, 1989, shortly after FIBA modified its rules to allow professional basketball players to participate in international competitions. USA Basketball then admitted the

**Above right:** David Robinson is the only American men's basketball player to play in three Olympics. The center earned gold in 1992 and 1996, and collected the bronze medal at the 1988 Olympics.

**Right:** The 1992 USA Basketball "Dream Team" which first rolled through the Americas Olympic Qualifying Tournament in Portland with a 6-0 record, then later in July, the U.S. squad went 8-0 to claim the Barcelona Olympics gold medal.

NBA as an active member and made the change.

USA Basketball is governed by an 11-member Board of Directors. Jerry Colangelo, 2005-2008 USA Basketball Men's Senior National Team Managing Director and current Chairman of the NBA Phoenix Suns, serves as Chair of the USA Basketball Board of Directors for the 2009-2012 term. Also members of the Board of Directors are NBA appointees Kim Bohuny, Senior Vice President, Basketball Operations International; Stu Jackson, Executive Vice President, Basketball Operations; NCAA appointees Len Elmore, iHoops Chief Executive Officer; Bernard Muir, University of Delaware Director of Athletics and Recreation Services; Chris Plonsky, University of Texas Women's Athletics Director and Senior Associate Athletic Director of Men's/Women's Athletics External Services; Scholastic Director Bob Gardner, Executive Director, National Federation of State High School Associations; At-large/ Independent Director Billy Hunter, Executive Director of the National Basketball Players Association; National Organizations Representative Rod Seaford, AAU Charlotte Royals; and athlete representatives Teresa Edwards, a five time

Olympian and four time Olympic gold medalist, and Steve Smith, Olympic (2000) and World Championship (1994) gold medalist. Serving on the Board in an ex officio capacity is past USA Basketball President Val Ackerman.

Serving since January 2001 as USA Basketball's CEO/Executive Director is Jim Tooley, who has been with USA Basketball since 1993.

During the 2005-08 quadrennium, 707 men and women players and 147 coaches participated in USA Basketball, including the USA



Rick Stewart



Andrew D. Bernstein

Basketball men's and women's Youth Development Festivals, USA Basketball trials and USA teams.

Since 2008, USA Basketball men's and women's teams have compiled a sterling 96-2 win-loss record in FIBA or FIBA Americas competitions. USA teams are the current men's and women's champions in the Olympics, FIBA World Championships; U19 and U17 FIBA World Championships; and U18 and U16 FIBA Americas championships.

USA Basketball currently ranks No. 1 in all five of FIBA's world ranking categories, including combined, men's, women's, boys and girls.

Competitions in which USA teams regularly compete include the Olympics, FIBA World Championships, FIBA Americas Championships, Pan American Games, World University Games, FIBA U19 and U17 World Championships, FIBA Americas U18 and U16 championships and the Nike Hoop Summit.

USA Basketball also sanctions U.S. basketball team tours of foreign countries and foreign basketball team tours of the U.S., as well as oversees the certification of FIBA and USA Basketball officials and the assignment of those officials to international competitions, and the licensing of players to play professionally overseas.

A brief synopsis of the various competitions in which USA Basketball teams participate includes:

### **Olympic Games**

Men's and women's Olympic basketball competition is held every four years (2012, 2016, etc.). The USA captured double gold at the 2008 Beijing Olympics with both the men's and women's teams compiling 8-0 records. The USA men have captured the gold in 13 of the 16 Olympics they have competed in and compiled an incredible 122-5 record. The USA women have earned the gold in six of the past seven Olympics, including four consecutive, and boast of a sterling 50-3 record. The 2012 Summer Olympic Games will be held July 27-August 12 in London, England.

### **FIBA World Championships**

FIBA holds World Championships at the senior level every four years (2014, 2018, etc.). Unlike the Olympics when 12 teams participate, 24 countries compete in the World Championship for Men and 16 teams participate in the World Championship for Women. The World Championship title is considered as prestigious as the Olympic title. Sweeping double-gold in 2010, the USA men finished 9-0 to capture the gold medal at the 2010 World Championship in Turkey, while the USA women also claimed gold with an 9-0 record in World Championship play in the Czech Republic.



*USA coach Geno Auriemma led the Americans to a 9-0 mark and the gold medal at the 2010 FIBA World Championship for Women in the Czech Republic.*

FIBA.com

### **Pan American Games**

Started in 1951 for men and 1955 for women, the Pan American Games are held every four years (2011, 2015, etc.) in the year preceding the Olympics. Countries from FIBA Americas are eligible to compete. The USA men have an impressive 84-13 overall record, winning eight of a possible 15 gold medals, while the USA women have won seven of 13 gold medals, including 2007, and a 72-12 record. The 2011 Pan American Games is slated for Oct. 13-30, in Guadalajara, Mexico.

### **World University Games**

The World University Games are held for men and women every two years (2011, 2013, etc.), only current university student-athletes or recent graduates are eligible. The USA men in 19 appearances have collected 13 gold, three silver and three bronze medals, and the women in 15 appearances have won seven gold, six silver and one bronze medal. The 2011 World University Games are scheduled for Shenzhen, China.

### **U19 / U18 Championships**

USA Basketball also fields men's and women's national teams for players 19-years-old or younger. FIBA now holds U19 World Championships every two years (2011, 2013, etc.). In 2009 the USA women finished 8-1 to capture gold, the USA men compiled a perfect 9-0 record to win gold. USA Basketball also fields teams featuring players 18-years-old or younger for FIBA Americas Zone U18 qualifying tournaments.

### **U17 / U16 Championships**

FIBA initiated in 2010 the U17 World Championships for players 17-years-old or younger and now holds the event every two years (2012, 2014, etc.). In 2010 USA Basketball men's and women's teams both returned home with gold medals. USA Basketball also selects national teams featuring players 16-years-old or younger for FIBA Americas Zone U16 qualifying tournaments that will be held in 2011, 2013, etc.

### **Nike Hoop Summit**

The Nike Hoop Summit is the country's premiere annual basketball game featuring America's top male high school aged players taking on a World Select Team comprised of top players 19-years-old or younger from around the world. Played each April, the USA enjoys a 11-3 series lead. First contested in 1995, the 2012 Nike Hoop Summit will be played on April 7 at the Rose Garden in Portland, Oregon.

For information about USA Basketball, go to its official Web site at [www.usabasketball.com](http://www.usabasketball.com) and connect with us on [facebook.com/usabasketball](https://www.facebook.com/usabasketball), [twitter.com/usabasketball](https://twitter.com/usabasketball) and [www.youtube.com/therealusbasketball](https://www.youtube.com/therealusbasketball).

# 2011 USA Women's Pan American Games Team



**#4 • Taveyn James**  
G • 5-7 • 142  
Eastern Michigan University  
Detroit, MI



**#5 • Valencia McFarland**  
G • 5-4 • 118  
University of Mississippi  
Edwards, MS



**#6 • Emilie Johnson**  
G • 5-6  
UC Santa Barbara  
Loomis, CA



**#7 • Christine Flores**  
F • 6-3  
University of Missouri  
San Antonio, TX



**#8 • Breanna Stewart**  
F/C • 6-7 • 185  
Cicero N. Syracuse H.S.  
North Syracuse, NY  
(Connecticut)



**#9 • Kevi Luper**  
G • 5-10  
Oral Roberts  
Adair, OK



**#10 • Marissa Kastanek**  
G • 5-9 • 155  
NC State  
Lincoln, NE



**#11 • April Sykes**  
G/F • 6-1 • 187  
Rutgers  
Starkville, MS



**#12 • Katelan Redmon**  
G/F • 6-1 • 155  
Gonzaga  
Spokane, WA



**#13 • Kayla Standish**  
F • 6-2 • 165  
Gonzaga  
Ellensburg, WA



**#14 • Shante Evans**  
F • 6-0 • 235  
Hofstra  
West Chester, PA



**#15 • Avery Warley**  
C • 6-3 • 210  
Liberty  
Washington, DC